

Linear and Curved Lighting Specialist

The BEST Performance
of
"Light and Space"




















































We are China manufacturer, designer & exporter of both straight and curved aluminium made lighting products. In heart, we believe that high-quality lighting provides a better experience of a place whether you are at home, at work, in a restaurant or a gym.

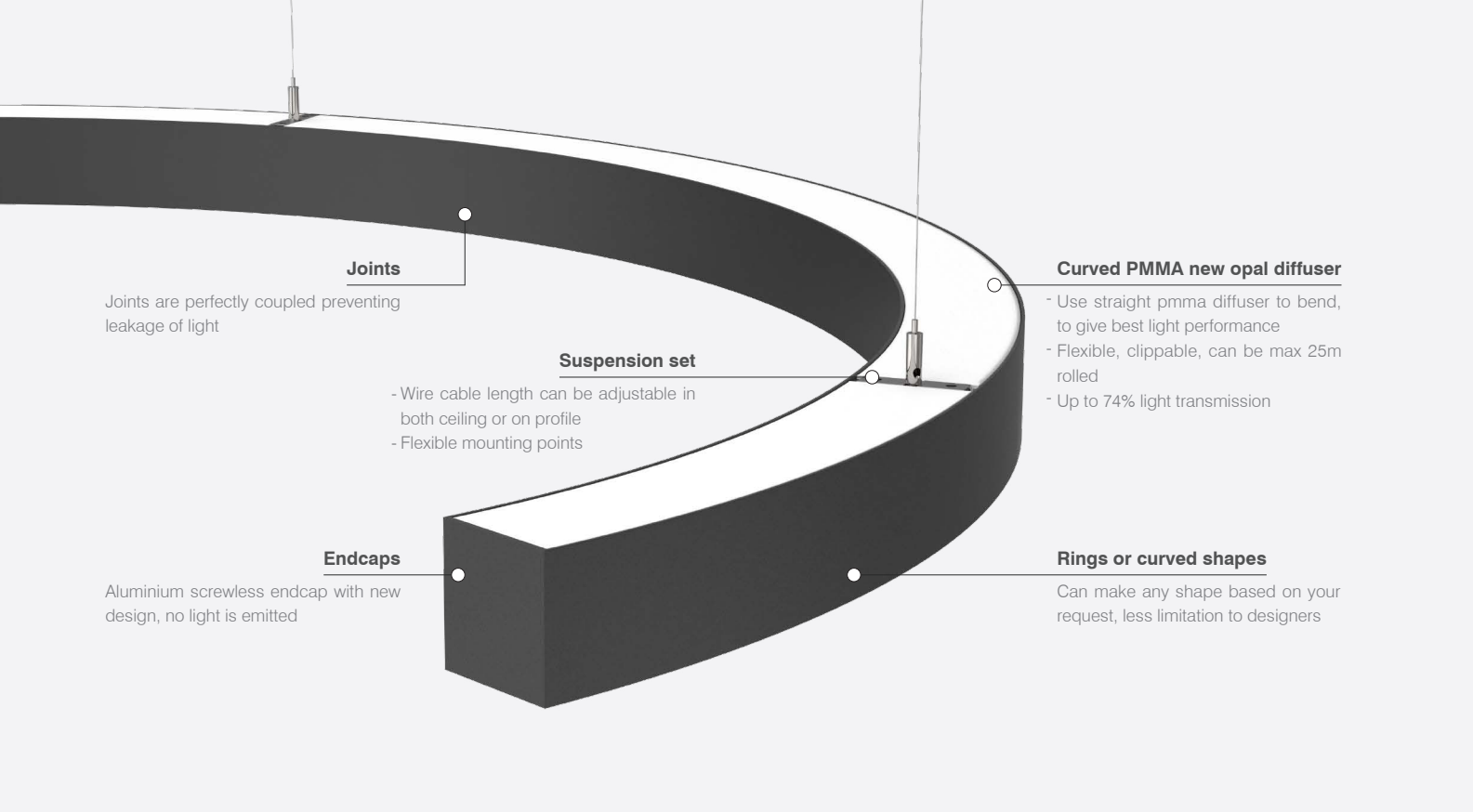
QUALITY & DETAIL

Due to the fact that the characteristics of a product are strongly influenced by the materials used, we have used high quality of 6063 raw aluminium and high density of PMMA flexible new opal diffuser with light transmission upto 74%. In addition to this, we place great emphasis on finishing processes with quality checking before shipment.



Name	Profile	Size (W × H)	Min.Radii	Max. led power	MOUNTING OPTIONS								Page
					Surface	Suspended down	Suspended up/down	Recessed with Trim	Suspended inward/outward	Suspended double side	Recessed without Trim		
C25		25mm × 25mm	R300mm	28.8W									08
C25H		25mm × 37.5mm	R300mm	28.8W									10
C35		35mm × 37.5mm	R300mm	28.8W									12
C50S		50.5mm × 50mm	R300mm	43.2W									14
C50N		51.6mm × 75mm	R300mm	43.2W									16
CX80		80mm × 40mm	R300mm	57.6W									18
CX100		100mm × 40mm	R300mm	86.4W									20
CR35		35mm × 37.5mm (frame 49mm)	R300mm	28.8W									22
CR50N		50mm × 45mm (frame 64mm)	R300mm	43.2W									24
CRX80		80mm × 40mm (frame 98mm)	R300mm	57.6W									26

Name	Profile	Size (W × H)	Min.Radii	Max. led power	MOUNTING OPTIONS							Page	
					Surface	Suspended down	Suspended up/down	Recessed with Trim	Suspended inward/outward	Suspended double side	Recessed without Trim		
CRX100		100mm × 40mm (frame 118mm)	R300mm	86.4W									28
CS35		24.6mm × 35mm	R300mm	28.8W									30
CS50		30mm × 50mm	R350mm	28.8W									32
CS35D		38.8mm × 40.6mm	R350mm	28.8W									34
CT27		30mm × 14.6mm	R350mm	14.4W									36
CT35		35mm × 37.5mm	R300mm	28.8W									38
CT50S		50.5mm × 50mm	R300mm	43.2W									40
CXT80		80mm × 40mm	R300mm	57.6W									42
CXT100		100mm × 40mm	R300mm	86.4W									44



Joints

Joints are perfectly coupled preventing leakage of light

Suspension set

- Wire cable length can be adjustable in both ceiling or on profile
- Flexible mounting points

Curved PMMA new opal diffuser

- Use straight pmma diffuser to bend, to give best light performance
- Flexible, clippable, can be max 25m rolled
- Up to 74% light transmission

Endcaps

Aluminium screwless endcap with new design, no light is emitted

Rings or curved shapes

Can make any shape based on your request, less limitation to designers

One Joint diffuser

Diffuser is entire length, rings from dia 0.6m to 6m, 1 joint only

Longer diffuser when various angle

Different angles in one piece, no joint, max 5m

Recessed
CRX100

Surface Mounted
C35

Recessed Trimless
CT35

Sus.- Direct
(Driver built in)
C50N

Sus.- Indirect/Direct
C50S


Sus.- Inward
CS35

Sus.- Inward/Outward
CS35D

C25

The Surface & Suspended collection consists of a series of aluminum rings or custom curved shapes with features that differ both in the size and in the type of lighting distribution, and way of installation. Whatever it's custom rings or custom shapes, we can make it into production without MOQ.

C25 designed with narrow SLIM version looks extremely classy, with direct light emission both in suspension and in wall / ceiling versions, the result of a careful study of weights provided with an accessory that simplifies installation.



Type of Installation



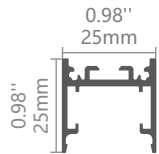
Type of Light Distribution



Color



Dimension



Material

- Curved extruded aluminium

OPTIC

- NEW OPAL PMMA (light trans.: 65%)

LED


- Efficacy: up to 82lm/W (after cover)
- Color: 2700K / 3000K / 4000K / 6000K
RGB / RGBW
- CRI > 90
- Lifetime: 50 000H

Electrical Connection

- on/off
- DALI

Circular Rings

- Min. Diameter: \varnothing 600mm
- Max: No limitation




Curved Shapes

- Min. Radius: 300mm
- Base on your project design,
Made to order



Diffuser
Curved pmma
diffuser



Wire Suspension
Stainless steel
cable



Join Section
Customized
joiner



End Cap
Durable screwless
aluminum endcap

C25H

The Surface & Suspended collection consists of a series of aluminum rings or custom curved shapes with features that differ both in the size and in the type of lighting distribution, and way of installation. Whatever it's custom rings or custom shapes, we can make it into production without MOQ.

C25H in extruded curved aluminum with simple "H" design, available in both up & down or only up, or only down, offering the possibility to create rings or mixed compositions of lines and curves in various lengths and angles of different degree.



Type of Installation



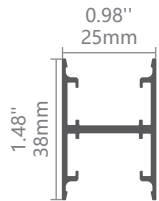
Type of Light Distribution



Color



Dimension



Material

- Curved extruded aluminium

OPTIC

- NEW OPAL PMMA (light trans.: 65%)

LED


- Efficacy: up to 82lm/W (after cover)
- Color: 2700K / 3000K / 4000K / 6000K
RGB / RGBW
- CRI > 90
- Lifetime: 50 000H

Electrical Connection

- on/off
- DALI

Circular Rings

- Min. Diameter: \varnothing 600mm
- Max: No limitation




Curved Shapes

- Min. Radius: 300mm
- Base on your project design,
Made to order



Diffuser
Curved pmma
diffuse



Wire Suspension
Stainless steel
cable



Join Section
Customized
joiner



End Cap
Durable screwless
aluminum endap

C35

The Surface & Suspended collection consists of a series of aluminum rings or custom curved shapes with features that differ both in the size and in the type of lighting distribution, and way of installation. The variety of combinations allows its application in all kinds of environments, from residential to large public spaces. Whatever it's custom rings or custom shapes, we can make it into production without MOQ.

C35 is the most versatile lighting fixture, designed to achieve high performance, offering quality of light and versatility for multiple compositions of several elements with so many possibilities.



Type of Installation



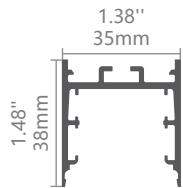
Type of Light Distribution



Color



Dimension



Material

- Curved extruded aluminium

OPTIC

- NEW OPAL PMMA (light trans.: 74%)

LED


- Efficacy: up to 90lm/W (after cover)
- Color: 2700K / 3000K / 4000K / 6000K RGB / RGBW
- CRI > 90
- Lifetime: 50 000H

Electrical Connection

- on/off
- DALI

Circular Rings

- Min. Diameter: \varnothing 600mm
- Max: No limitation




Curved Shapes

- Min. Radius: 300mm
- Base on your project design, Made to order



Diffuser
Curved pmma
diffuser



Wire Suspension
Stainless steel
cable



Join Section
Customized
joiner



End Cap
Durable screwless
aluminum endcap

C50S

The Surface & Suspended collection consists of a series of aluminum rings or custom curved shapes with features that differ both in the size and in the type of lighting distribution, and way of installation. The variety of combinations allows its application in all kinds of environments, from residential to large public spaces. Whatever it's custom rings or custom shapes, we can make it into production without MOQ.

C50S is a perfect design with direct / indirect combined lighting emission, flexible PMMA Diffusers with high light transmittance for a very homogeneous light surface, different diameters or shapes and light colors round off the wide range of customization possibilities.



Type of Installation




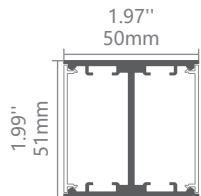
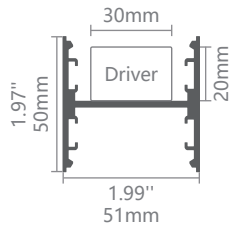
Type of Light Distribution



Color



Dimension



Material

- Curved extruded aluminium

OPTIC

- NEW OPAL PMMA (light trans.: 75%)

LED

- Efficacy: up to 90lm/W (after cover)
- Color:
2700K / 3000K / 4000K / 6000K
RGB / RGBW
- CRI > 90
- Lifetime: 50 000H

Electrical Connection

- on/off
- DALI


Circular Rings

- Min. Diameter: \varnothing 600mm
- Max: No limitation




Curved Shapes

- Min. Radius: 300mm
- Base on your project design,
Made to order



Diffuser
Curved pmma
diffuser



Wire Suspension
Stainless steel
cable



Join Section
Customized
joiner



End Cap
Durable screwless
aluminum endcap

C50N

The Surface & Suspended collection consists of a series of aluminum rings or custom curved shapes with features that differ both in the size and in the type of lighting distribution, and way of installation. The variety of combinations allows its application in all kinds of environments, from residential to large public spaces. Whatever it's custom rings or custom shapes, we can make it into production without MOQ.

C50N is a device that simultaneously meets the needs of diffused lighting and high lumen output, also available with DALI / PUSH DIM dimmer or emergency light. The design is conceived to facilitate access to easier install LED FLEX or LED board thanks to gear tray as an option. Ideal for offices, hall, living areas, and large areas.



Type of Installation




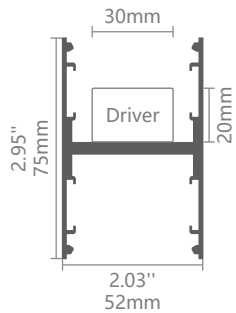
Type of Light Distribution



Color



Dimension



Material

- Curved extruded aluminium

OPTIC

- NEW OPAL PMMA (light trans.: 75%)

LED


- Efficacy: up to 90lm/W (after cover)
- Color: 2700K / 3000K / 4000K / 6000K RGB / RGBW
- CRI > 90
- Lifetime: 50 000H

Electrical Connection

- on/off
- DALI

Circular Rings

- Min. Diameter: \varnothing 600mm
- Max: No limitation




Curved Shapes

- Min. Radius: 300mm
- Base on your project design, Made to order



Diffuser
Curved pmma diffuser



Wire Suspension
Stainless steel cable



Join Section
Customized joiner



End Cap
Durable screwless aluminum endcap

CX80

The Surface & Suspended collection consists of a series of aluminum rings or custom curved shapes with features that differ both in the size and in the type of lighting distribution, and way of installation. The variety of combinations allows its application in all kinds of environments, from residential to large public spaces. Whatever it's custom rings or custom shapes, we can make it into production without MOQ.

A dynamically flowing line of light. CX80 surface / suspended profile system draws elegant, curvy lines on ceilings and walls that provide powerful and uniform lighting. Different curve elements and lengths in any customized sizes offer a lot of creative scope.



Type of Installation




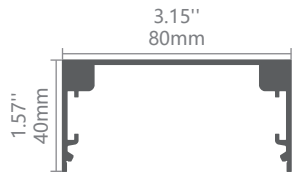
Type of Light Distribution



Color



Dimension



Material

- Curved extruded aluminium

OPTIC

- NEW OPAL PMMA (light trans.: 80%)

LED


- Efficacy: up to 90lm/W (after cover)
- Color: 2700K / 3000K / 4000K / 6000K RGB / RGBW
- CRI > 90
- Lifetime: 50 000H

Electrical Connection

- on/off
- DALI

Circular Rings

- Min. Diameter: $\varnothing 600\text{mm}$
- Max: No limitation




Curved Shapes

- Min. Radius: 300mm
- Base on your project design, Made to order



Diffuser
Curved pmma diffuser



Wire Suspension
Stainless steel cable



Join Section
Customized joiner



End Cap
Durable screwless aluminum endcap

CX100

The Surface & Suspended collection consists of a series of aluminum rings or custom curved shapes with features that differ both in the size and in the type of lighting distribution, and way of installation. The variety of combinations allows its application in all kinds of environments, from residential to large public spaces. Whatever it's custom rings or custom shapes, we can make it into production without MOQ.

The surface / suspended LED profile system with a width of 100 mm offers curves and straight elements that are seamlessly connected. Scores with its sophisticated and powerful LED technology and with diffusers for a wide variety of lighting tasks. End caps to be ordered separately.



Type of Installation




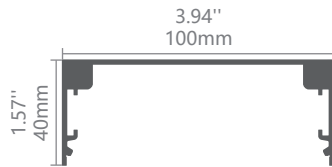
Type of Light Distribution



Color



Dimension



Material

- Curved extruded aluminium

OPTIC

- NEW OPAL PMMA (light trans.: 80%)

LED


- Efficacy: up to 90lm/W (after cover)
- Color: 2700K / 3000K / 4000K / 6000K RGB / RGBW
- CRI > 90
- Lifetime: 50 000H

Electrical Connection

- on/off
- DALI

Circular Rings

- Min. Diameter: $\varnothing 600\text{mm}$
- Max: No limitation




Curved Shapes

- Min. Radius: 300mm
- Base on your project design, Made to order



Diffuser
Curved pmma diffuser



Wire Suspension
Stainless steel cable



Join Section
Customized joiner



End Cap
Durable screwless aluminum endcap

CR35

Recessed light for the brave. The recessed collections lets you play creatively with light, geometry and color. Available in different width from 35mm, 50mm, 80mm to 100mm, the recessed luminaire is an eyecatcher for retail space, public buildings or offices with high expectations of the architectural corporate identity.

Available in custom sizes and lengths, with many options including curves, corners, finishes, integrated accessories and more.



Type of Installation




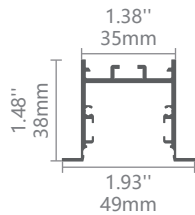
Type of Light Distribution



Color



Dimension



Material

- Curved extruded aluminium

OPTIC

- NEW OPAL PMMA (light trans.: 74%)

LED

- Efficacy: up to 90lm/W (after cover)
- Color:
2700K / 3000K / 4000K / 6000K
RGB / RGBW
- CRI > 90
- Lifetime: 50 000H

Electrical Connection

- on/off
- DALI

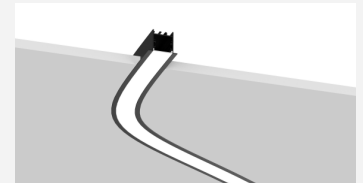
Circular Rings

- Min. Diameter: $\varnothing 600\text{mm}$
- Max: No limitation



Curved Shapes

- Min. Radius: 300mm
- Base on your project design,
Made to order



Diffuser
Curved pmma
diffuser



Recessed Bracket
U type metal clip



Join Section
Customized
joiner



End Cap
Durable screwless
aluminum endcap

CR50N

Recessed light for the brave. The recessed collections lets you play creatively with light, geometry and color. Available in different width from 35mm, 50mm, 80mm to 100mm, the recessed luminaire is an eyecatcher for retail space, public buildings or offices with high expectations of the architectural corporate identity.

Available in custom sizes and lengths, with many options including curves, corners, finishes, integrated accessories and more.



Type of Installation




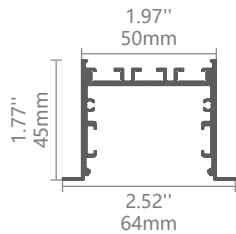
Type of Light Distribution



Color



Dimension



Material

- Curved extruded aluminium

OPTIC

- NEW OPAL PMMA (light trans.: 75%)

LED


- Efficacy: up to 90lm/W (after cover)
- Color:
2700K / 3000K / 4000K / 6000K
RGB / RGBW
- CRI > 90
- Lifetime: 50 000H

Electrical Connection

- on/off
- DALI

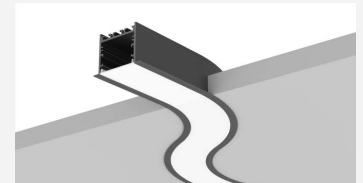
Circular Rings

- Min. Diameter: \varnothing 600mm
- Max: No limitation



Curved Shapes

- Min. Radius: 300mm
- Base on your project design,
Made to order



Diffuser
Curved pmma
diffuser



Recessed Bracket
U type metal clip



Join Section
Customized
joiner



End Cap
Durable screwless
aluminum endcap

CRX80

Recessed light for the brave. The recessed collections lets you play creatively with light, geometry and color. Available in different width from 35mm, 50mm, 80mm to 100mm, the recessed luminaire is an eyecatcher for retail space, public buildings or offices with high expectations of the architectural corporate identity.

Available in custom sizes and lengths, with many options including curves, corners, finishes, integrated accessories and more.



Type of Installation




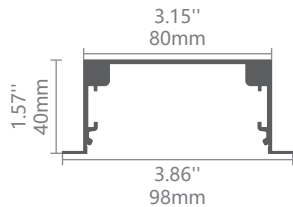
Type of Light Distribution



Color



Dimension



Material

- Curved extruded aluminium

OPTIC

- NEW OPAL PMMA (light trans.: 80%)

LED

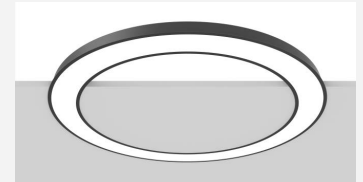
- Efficacy: up to 90lm/W (after cover)
- Color:
2700K / 3000K / 4000K / 6000K
RGB / RGBW
- CRI > 90
- Lifetime: 50 000H

Electrical Connection

- on/off
- DALI

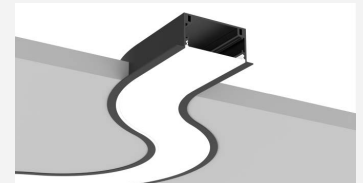
Circular Rings

- Min. Diameter: $\varnothing 600\text{mm}$
- Max: No limitation



Curved Shapes

- Min. Radius: 300mm
- Base on your project design,
Made to order



Diffuser
Curved pmma
diffuser



Recessed Bracket
U type metal clip



Join Section
Customized
joiner



End Cap
Durable screwless
aluminum endcap

CRX100

Recessed light for the brave. The recessed collections lets you play creatively with light, geometry and color. Available in different width from 35mm, 50mm, 80mm to 100mm, the recessed luminaire is an eyecatcher for retail space, public buildings or offices with high expectations of the architectural corporate identity.

Available in custom sizes and lengths, with many options including curves, corners, finishes, integrated accessories and more.



Type of Installation




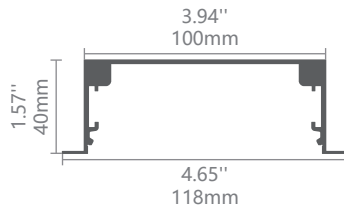
Type of Light Distribution



Color



Dimension



Material

- Curved extruded aluminium

OPTIC

- NEW OPAL PMMA (light trans.: 80%)

LED

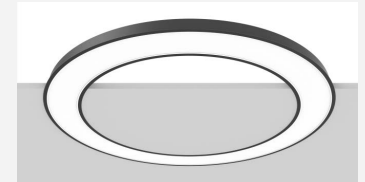
- Efficacy: up to 90lm/W (after cover)
- Color:
2700K / 3000K / 4000K / 6000K
RGB / RGBW
- CRI > 90
- Lifetime: 50 000H

Electrical Connection

- on/off
- DALI


Circular Rings

- Min. Diameter: $\varnothing 600\text{mm}$
- Max: No limitation



Curved Shapes

- Min. Radius: 300mm
- Base on your project design,
Made to order



Diffuser
Curved pmma
diffuser



Recessed Bracket
U type metal clip



Join Section
Customized
joiner



End Cap
Durable screwless
aluminum endcap

CS35

An Ideal design with side emitting, comes in 35mm and 50mm width. This collection is friendly to all range of LED Flex, with no limitation to only snake strips, you can decide any of your power and output needs. Whatever it's made to circular rings or custom project solutions, brighten up your hallways, receptions and meeting places with a new installation of luminaires.

White / black sandblast painted and raw material finishes available as standard, with many more on request. Made-to-Measure Radii available.



Type of Installation



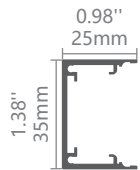
Type of Light Distribution



Color



Dimension



Material

- Curved extruded aluminium

OPTIC

- NEW OPAL PMMA (light trans.: 74%)

LED


- Efficacy: up to 100lm/W (after cover)
- Color: 2700K / 3000K / 4000K / 6000K RGB / RGBW
- CRI > 90
- Lifetime: 50 000H

Electrical Connection

- on/off
- DALI

Circular Rings

- Min. Diameter: $\varnothing 600\text{mm}$
- Max: No limitation



Curved Shapes


- Min. Radius: 300mm
- Base on your project design, Made to order



Diffuser
Curved pmma diffuser



Wire Suspension
Stainless steel cable



Join Section
Customized joiner



End Cap
Durable screwless aluminum endcap

CS50

An Ideal design with side emitting, comes in 35mm and 50mm width. This collection is friendly to all range of LED Flex, with no limitation to only snake strips, you can decide any of your power and output needs. Whatever it's made to circular rings or custom project solutions, brighten up your hallways, receptions and meeting places with a new installation of luminaires.

White / black sandblast painted and raw material finishes available as standard, with many more on request. Made-to-Measure Radii available.



Type of Installation



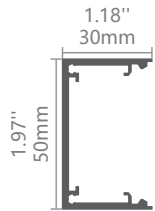
Type of Light Distribution



Color



Dimension



Material

- Curved extruded aluminium

OPTIC

- NEW OPAL PMMA (light trans.: 75%)

LED


- Efficacy: up to 100lm/W (after cover)
- Color: 2700K / 3000K / 4000K / 6000K
RGB / RGBW
- CRI > 90
- Lifetime: 50 000H

Electrical Connection

- on/off
- DALI

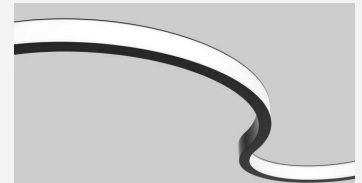
Circular Rings

- Min. Diameter: \varnothing 700mm
- Max: No limitation



Curved Shapes


- Min. Radius: 350mm
- Base on your project design,
Made to order



Diffuser
Curved pmma
diffuser



Wire Suspension
Stainless steel
cable



Join Section
Customized
joiner



End Cap
Durable screwless
aluminum endcap

CS35D

Newly designed double light collection is a real eye-catcher. It not only impresses with its double sided lighting with diverse color options for the housing, but also freely selection with wide range of LED SMD for various lighting tasks.

The pendant luminaire in 35mm width, is available in many custom diameters and with a wide variety of customization options, such as different diffuser colors, indirect light and color combinations.



Type of Installation



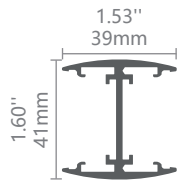
Type of Light Distribution



Color



Dimension



Material

- Curved extruded aluminium

OPTIC

- NEW OPAL PMMA (light trans.: 76%)

LED

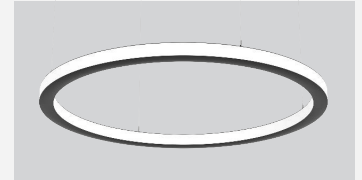
- Efficacy: up to 100lm/W (after cover)
- Color: 2700K / 3000K / 4000K / 6000K RGB / RGBW
- CRI > 90
- Lifetime: 50 000H

Electrical Connection

- on/off
- DALI

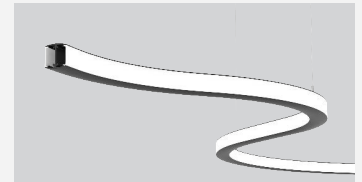
Circular Rings

- Min. Diameter: \varnothing 700mm
- Max: No limitation




Curved Shapes

- Min. Radius: 350mm
- Base on your project design, Made to order



Diffuser
Curved pmma diffuser



Wire Suspension
Stainless steel cable



Join Section
Customized joiner



End Cap
Durable screwless aluminum endcap

CT27

Elegant, narrow lines of light in the room. This new art of light with a width of only 30mm, aims to install in a trimless way offers a wide range of curves and straight elements that can be connected seamlessly. No worry about its height is 15mm only, a good option of new opal pmma diffuser with light transmittance up to 74%, offering absolutely glare-free and uniform light.

Designed to offer an endless shapes instead of fixed 45° / 90° / 120° angles, mean you can decide your own angle.



Type of Installation




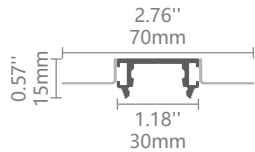
Type of Light Distribution



Color



Dimension



Material

- Curved extruded aluminium

OPTIC

- NEW OPAL PMMA (light trans.: 74%)

LED

- Efficacy: up to 90lm/W (after cover)
- Color: 2700K / 3000K / 4000K / 6000K RGB / RGBW
- CRI > 90
- Lifetime: 50 000H

Electrical Connection

- on/off
- DALI

Circular Rings

- Min. Diameter: \varnothing 700mm
- Max: No limitation



Curved Shapes

- Min. Radius: 350mm
- Base on your project design, Made to order



Diffuser
Curved pmma diffuser



Trimless Bracket
L type stainless steel bracket



Join Section
Customized joiner



End Cap
Durable screwless aluminum endcap

CT35

The luminaires of the CT family is available in four different width 35 / 50 / 80 / 100mm, using the same product from surface / suspended collection, just simply adding "L" bracket as a trimless recessed installation. Direct lighting with a choice of High Efficiency LED boards or 24V SMD LED edge-lit solutions, these bespoke luminaires demonstrating completely custom project solutions, designed with the clients from concept to delivery.



Type of Installation




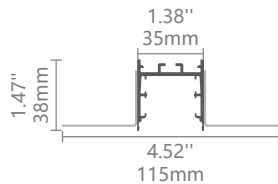
Type of Light Distribution



Color



Dimension



Material

- Curved extruded aluminium

OPTIC

- NEW OPAL PMMA (light trans.: 74%)

LED


- Efficacy: up to 90lm/W (after cover)
- Color: 2700K / 3000K / 4000K / 6000K RGB / RGBW
- CRI > 90
- Lifetime: 50 000H

Electrical Connection

- on/off
- DALI


Circular Rings

- Min. Diameter: $\varnothing 600\text{mm}$
- Max: No limitation



Curved Shapes

- Min. Radius: 300mm
- Base on your project design, Made to order



Diffuser
Curved pmma diffuser



Trimless Bracket
L type stainless steel bracket



Join Section
Customized joiner



End Cap
Durable screwless aluminum endcap

CT50S

The luminaires of the CT family is available in four different width 35 / 50 / 80 / 100mm, using the same product from surface / suspended collection, just simply adding "L" bracket as a trimless recessed installation. Direct lighting with a choice of High Efficiency LED boards or 24V SMD LED edge-lit solutions, these bespoke luminaires demonstrating completely custom project solutions, designed with the clients from concept to delivery.



Type of Installation




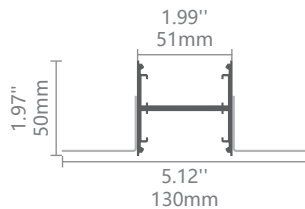
Type of Light Distribution



Color



Dimension



Material

- Curved extruded aluminium

OPTIC

- NEW OPAL PMMA (light trans.: 75%)

LED

- Efficacy: up to 90lm/W (after cover)
- Color: 2700K / 3000K / 4000K / 6000K RGB / RGBW
- CRI > 90
- Lifetime: 50 000H

Electrical Connection

- on/off
- DALI

Circular Rings

- Min. Diameter: $\varnothing 600\text{mm}$
- Max: No limitation



Curved Shapes

- Min. Radius: 300mm
- Base on your project design, Made to order



Diffuser
Curved pmma
diffuser



Trimless Bracket
L type stainless
steel bracket



Join Section
Customized
joiner



End Cap
Durable screwless
aluminum endcap

CXT80

The luminaires of the CT family is available in four different width 35 / 50 / 80 / 100mm, using the same product from surface / suspended collection, just simply adding "L" bracket as a trimless recessed installation. Direct lighting with a choice of High Efficiency LED boards or 24V SMD LED edge-lit solutions, these bespoke luminaires demonstrating completely custom project solutions, designed with the clients from concept to delivery.



Type of Installation




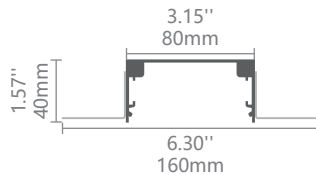
Type of Light Distribution



Color



Dimension



Material

- Curved extruded aluminium

OPTIC

- NEW OPAL PMMA (light trans.: 80%)

LED


- Efficacy: up to 90lm/W (after cover)
- Color:
2700K / 3000K / 4000K / 6000K
RGB / RGBW
- CRI > 90
- Lifetime: 50 000H

Electrical Connection

- on/off
- DALI


Circular Rings

- Min. Diameter: \varnothing 600mm
- Max: No limitation



Curved Shapes


- Min. Radius: 300mm
- Base on your project design,
Made to order



Diffuser
Curved pmma
diffuser



Trimless Bracket
L type stainless
steel bracket



Join Section
Customized
joiner



End Cap
Durable screwless
aluminum endap

CXT100

The luminaires of the CT family is available in four different width 35 / 50 / 80 / 100mm, using the same product from surface / suspended collection, just simply adding "L" bracket as a trimless recessed installation. Direct lighting with a choice of High Efficiency LED boards or 24V SMD LED edge-lit solutions, these bespoke luminaires demonstrating completely custom project solutions, designed with the clients from concept to delivery.



Type of Installation




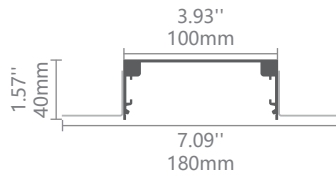
Type of Light Distribution



Color



Dimension



Material

- Curved extruded aluminium

OPTIC

- NEW OPAL PMMA (light trans.: 80%)

LED

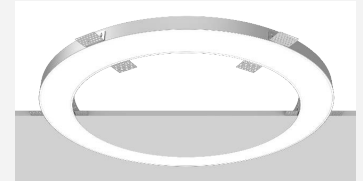
- Efficacy: up to 90lm/W (after cover)
- Color: 2700K / 3000K / 4000K / 6000K RGB / RGBW
- CRI > 90
- Lifetime: 50 000H

Electrical Connection

- on/off
- DALI


Circular Rings

- Min. Diameter: $\varnothing 600\text{mm}$
- Max: No limitation



Curved Shapes


- Min. Radius: 300mm
- Base on your project design, Made to order



Diffuser
Curved pmma diffuser



Trimless Bracket
L type stainless steel bracket



Join Section
Customized joiner



End Cap
Durable screwless aluminum endcap

C50S

Measurement 5277 × 3130 mm

Location The United Arab Emirates



CR35

Diameter 3500 mm

Location Israel



C50S

Measurement 2600 x 600 mm

Location Spain



C35

Measurement 3088 x 1840 mm

Location Ecuadora



C50N

Measurement 7094 x 3985 mm


Location Spain



CR35

Measurement 4210 x 2100 mm

Location The United Kingdom



C35

Measurement 675 x 4140 mm
1500 x 4500 mm
675 x 4140 mm

Location Vietnam



CS35

Diameter 1500 / 1700 / 2000 mm

Location The United Kingdom



C50S

Diameter 800 / 1200 / 1600 / 2000 mm

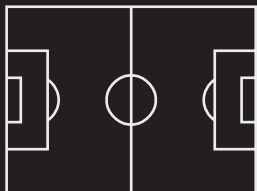
Location Australia



C35

Measurement 10000 x 7500 mm

Location The Netherlands



CX80

Measurement 2050 x 4100 mm

Location Singapore



C25H

Diameter 600 / 800 mm

Location Italy



C35

Diameter 1200 mm

Location The Netherlands



C50N

Measurement 5565 x 1658 mm

Location Australia

