



Profils aluminium pour rubans

Ambiance

10



REGARD  
SOLUTION LED

# Sommaire



Profils aluminium en  
angle

---

Profils aluminium en  
saillie

---




Profils aluminium  
encastrés

---



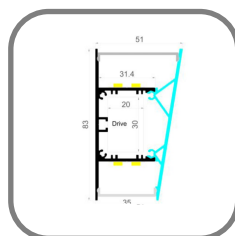
Profils aluminium  
Encastrés trimless

---



Profils aluminium en  
applique

---



Profils aluminium  
divers + accessoires

---



Profils aluminium pour rubans

Ambiance

10



REGARD  
SOLUTION LED

# Sommaire



Profil aluminium sus-  
pendu / saillie / mural

---





Profil aluminium sus-  
pendu UP & DOWN

---



Profil aluminium cintré

---



Profils aluminium pour rubans

Ambiance







10



REGARD  
SOLUTION LED

# Sommaire

Profils en aluminium en angle



Profils aluminium pour rubans

Ambiance

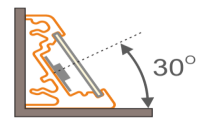
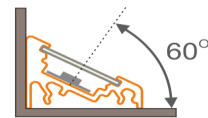
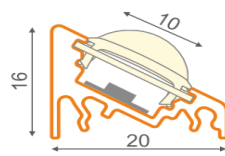
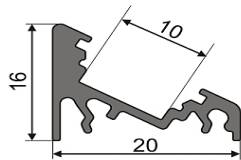

10



# Profils aluminium pour angle

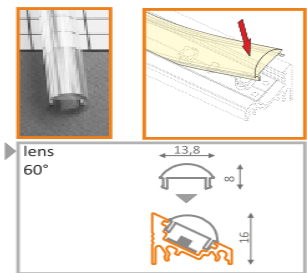
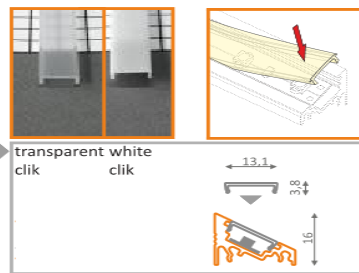
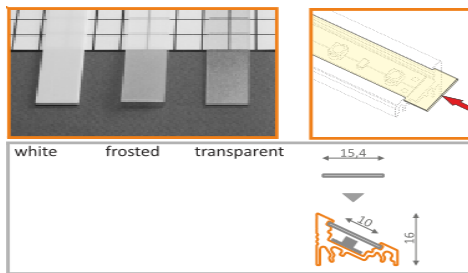


## Profil aluminium:

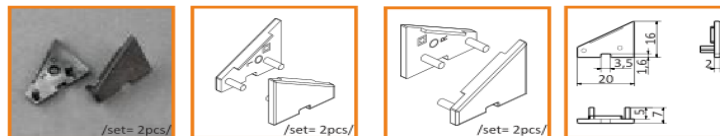


2 positions possibles = 2 angles pos-


## Vasques de diffusion



## Embouts d'extrémités



## Accessoires





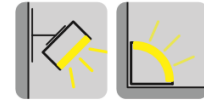
# Profils aluminium pour angle



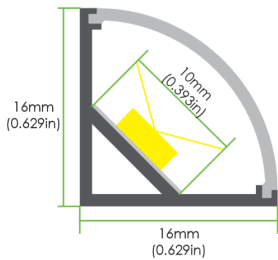
## LT-AC2

REGARD  
SOLUTION LED

< 14.4W/m



### Profil aluminium:



### Diffuseur PMMA:



| Dimensions (mm)     | Largeur max de ruban    | Opale | Laiteux | Givré | Transparent | lentilles |
|---------------------|-------------------------|-------|---------|-------|-------------|-----------|
| 16 x 16 mm          | 12 mm                   | ✓     | ✓       | ✓     | ✓           |           |
| PMMA / PC diffuseur | Transmission de lumière | 55 %  | 61 %    | 70 %  | 76 %        |           |

### Accessoires:



Embout extrémité

LT-AC2-EXT



Clip de fixation

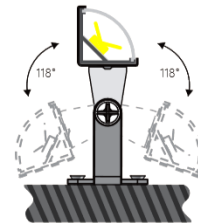
LT-AC2-CLIP



Clip de fixation orientable

LT-AC2-CLIP-O

### Mode de fixation:





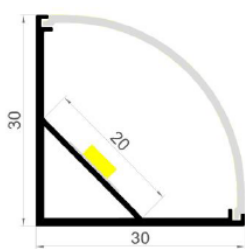
**REGARD**  
SOLUTION LED

## Profils aluminium pour angle

**LT-AC5**



### Profil aluminium:



### Diffuseur PMMA:



| Dimensions (mm)     | Largeur max de ruban    | Opale | Laiteux | Givré | Transparent | lentilles |
|---------------------|-------------------------|-------|---------|-------|-------------|-----------|
| 30 x 30 mm          | 20 mm                   | ✓     |         | ✓     | ✓           |           |
| PMMA / PC diffuseur | Transmission de lumière | 70 %  |         | 85 %  | 92 %        |           |

### Embouts d'extrémité:



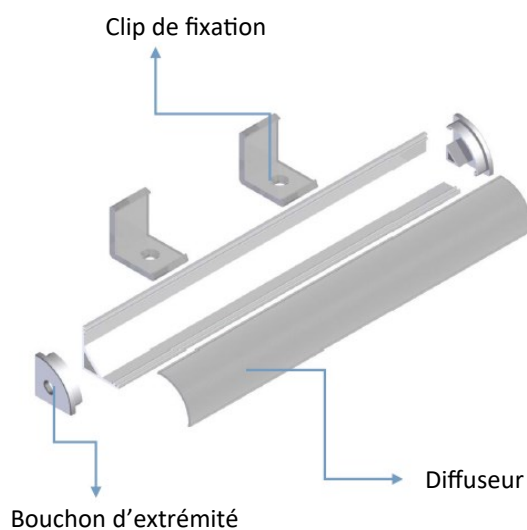
LT-AC5-EXT


### Clips de fixation:



LT-AC5-CLIP

### Principe d'assemblage :





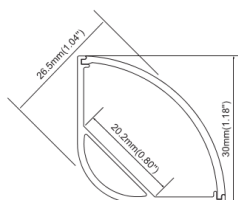
**REGARD**  
SOLUTION LED

## Profils aluminium pour angle


**LT-LP016-R**



### Profil aluminium:



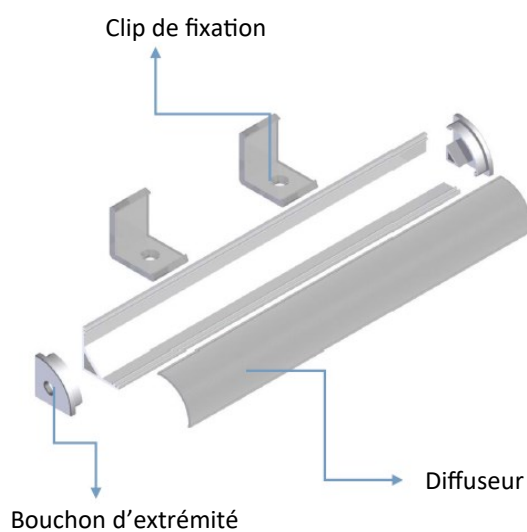
### Diffuseur PMMA:



| Dimensions (mm)            | Largeur max de ruban           | Opale       | Laiteux | Givré       | Transparent | lentilles |
|----------------------------|--------------------------------|-------------|---------|-------------|-------------|-----------|
| <b>30 x 30 mm</b>          | <b>20 mm</b>                   | ✓           |         | ✓           | ✓           |           |
| <b>PMMA / PC diffuseur</b> | <b>Transmission de lumière</b> | <b>70 %</b> |         | <b>85 %</b> | <b>92 %</b> |           |

|  |                        |  |
|--|------------------------|--|
|  | Embout extrémité       |  |
|  | <b>LT-LP016-R-EXT</b>  |  |
|  | Clip de fixation       |  |
|  | <b>LT-LP016-R-CLIP</b> |  |
|  | Pièce jonction droite  |  |
|  | <b>LT-LP016-R-180</b>  |  |
|  | Pièce jonction angle   |  |
|  | <b>LT-LP016-R-90</b>   |  |

### Principe d'assemblage :







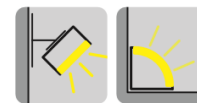
# Profils aluminium pour angle



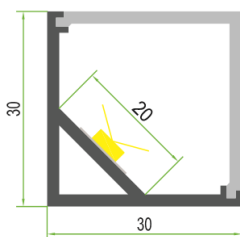
## LT-AC4

**REGARD**  
SOLUTION LED


< 14.4W/m



### Profil aluminium:



### Diffuseur PMMA:



| Dimensions (mm)     | Largeur max de ruban    | Opale | Laiteux | Givré | Transparent | lentilles |
|---------------------|-------------------------|-------|---------|-------|-------------|-----------|
| 30 x 30 mm          | 20 mm                   | ✓     |         | ✓     | ✓           |           |
| PMMA / PC diffuseur | Transmission de lumière | 70 %  |         | 85 %  | 92 %        |           |

### Accessoires:



Clip de fixation métal

**LT-AC4-CLIP-INOX**




Clip de fixation orientable métal

**LT-AC4-CLIP-INC**



Embout d'extrémité

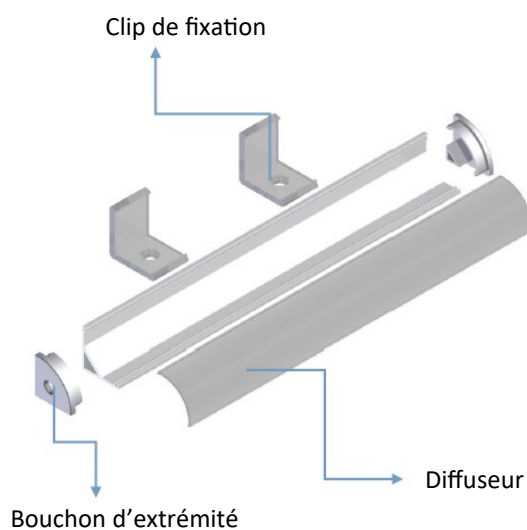
**LT-AC4-EXT**



Clip de fixation plastique

**LT-AC4-CLIP-PLA**

### Principe d'assemblage :






# Profils aluminium pour angle

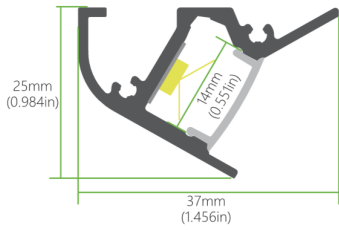


## LT-AW7


**REGARD** < 14.4W/m  
SOLUTION LED



### Profil aluminium:



### Diffuseur PMMA:

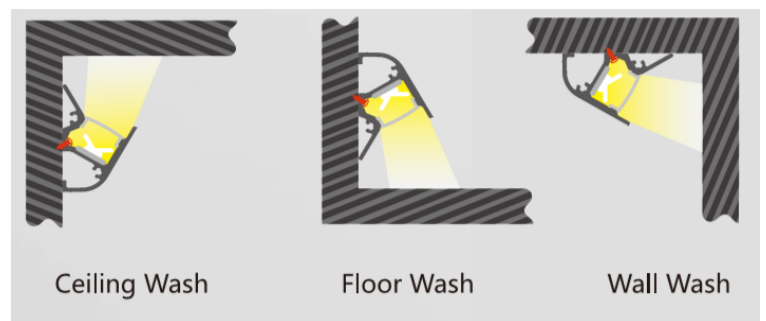


| Dimensions (mm)     | Largeur max de ruban    | Opale | Laiteux | Givré | Transparent | lentilles |
|---------------------|-------------------------|-------|---------|-------|-------------|-----------|
| 37 x 25 mm          | 12 mm                   | ✓     |         | ✓     | ✓           |           |
| PMMA / PC diffuseur | Transmission de lumière | 70 %  |         | 85 %  | 92 %        |           |

### Accessoires:



Embout d'extrémité  
**LT-AW7-EXT**





# Profils aluminium pour angle

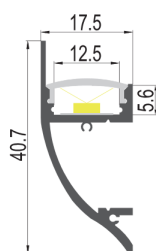


## LT-AW8

**REGARD**  
SOLUTION LED

< 19.2 W/m

### Profil aluminium:



### Diffuseur PMMA:



| Dimensions (mm)     | Largeur max de ruban    | Opale | Laiteux | Givré | Transparent | lentilles |
|---------------------|-------------------------|-------|---------|-------|-------------|-----------|
| 40.7 x 17.5 mm      | 12 mm                   | ✓     |         | ✓     | ✓           |           |
| PMMA / PC diffuseur | Transmission de lumière | 52 %  |         | 70 %  | 92 %        |           |

### Accessoires:


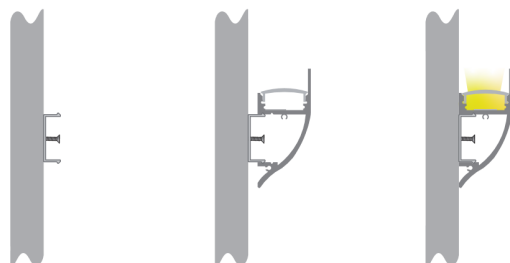



Embout d'extrémité

LT-AW8-EXT

Clip de fixation

LT-AW8-CLIP







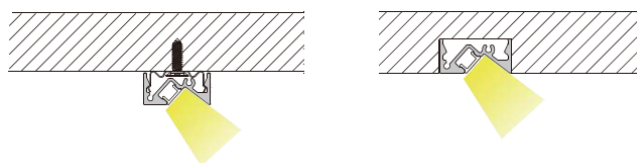
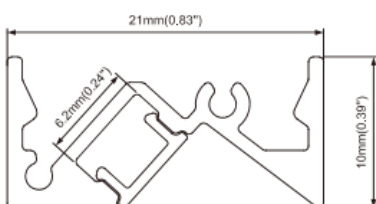
Profil aluminium



# LT-LP202



**Dimensions:**



| Dimensions (mm)     | Largeur max de ruban    | Opale | Laiteux | Givré | Transparent | lentilles |
|---------------------|-------------------------|-------|---------|-------|-------------|-----------|
| 21.00 x 10.00 mm    | 6 mm                    | ✓     |         |       |             |           |
| PMMA / PC diffuseur | Transmission de lumière | 52 %  |         |       |             |           |

**Accessoires:**

|  |  |
|--|--|
|  | Bouchon extrémité<br><b>LT-LP202-EXT</b>     |
|  | Clip suspension inox<br><b>LT-LP202-CLIP</b> |



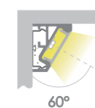
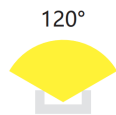


# Profils aluminium pour angle



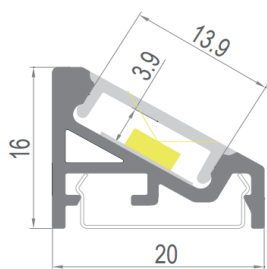
**REGARD**  
SOLUTION LED

< 9.6 w/m



**LT-AV2**

## Profil aluminium:



## Diffuseur PMMA:



| Dimensions (mm)     | Largeur max de ruban    | Opale | Laiteux | Givré | Transparent | lentilles |
|---------------------|-------------------------|-------|---------|-------|-------------|-----------|
| 20 x 16 mm          | 12 mm                   | ✓     |         |       | ✓           |           |
| PMMA / PC diffuseur | Transmission de lumière | 50 %  |         |       | 92 %        |           |

## Accessoires:



Embout d'extrémité

**LT-AV2-EXT**

Clip Métal

**LT-AV2-CLIP**


Connecteur 90°

**LT-AV2-90**

Connecteur 180°

**LT-AV2-180**






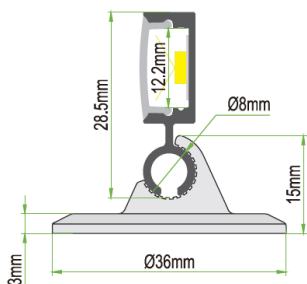
**REGARD**  
SOLUTION LED

## Profils aluminium orientables


# LT-WR1



### Profil aluminium:



### Diffuseur PMMA:



| Dimensions (mm)     | Largeur max de ruban    | Opale | Laiteux | Givré | Transparent | lentilles |
|---------------------|-------------------------|-------|---------|-------|-------------|-----------|
| 17.1 x 8.6 mm       | 12 mm                   | ✓     | ✓       | ✓     | ✓           |           |
| PMMA / PC diffuseur | Transmission de lumière | 52 %  | 64 %    | 81 %  | 93 %        |           |

### Embouts d'extrémité:




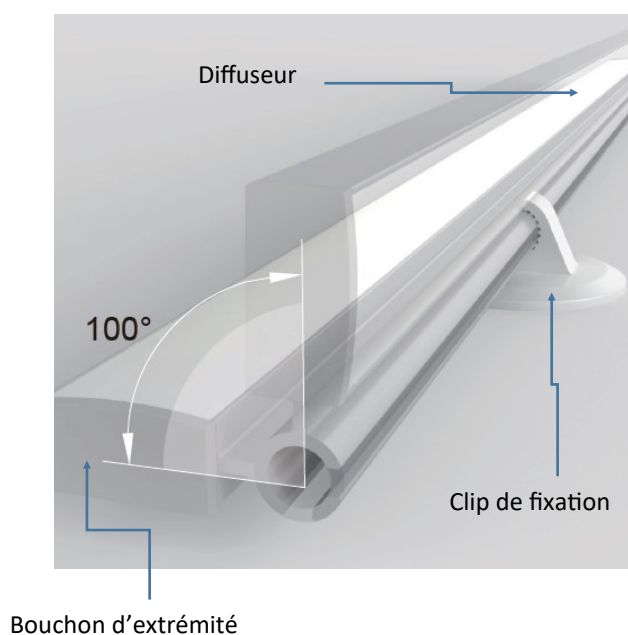
LT-WR1-EXT

### Clips de fixation:



LT-WR1-CLIP

### Principe d'assemblage :











REGARD  
SOLUTION LED

# Sommaire

Profils en aluminium en saillie



Profils aluminium pour rubans

Ambiance

10



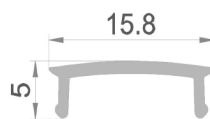
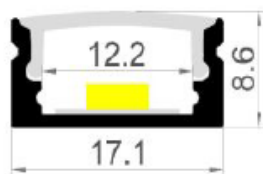
**REGARD**  
SOLUTION LED

## Profils aluminium en saillie


**LT-AS1**



### Profil aluminium:



### Diffuseur PMMA:



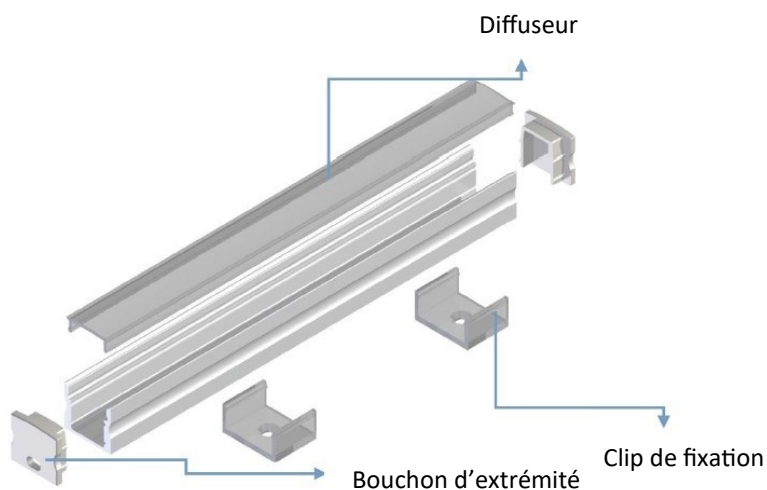
| Dimensions (mm)     | Largeur max de ruban    | Opale | Laiteux | Givré | Transparent | lentilles |
|---------------------|-------------------------|-------|---------|-------|-------------|-----------|
| 17.1 x 8.6          | 12 mm                   | ✓     | ✓       | ✓     | ✓           |           |
| PMMA / PC diffuseur | Transmission de lumière | 70 %  | 80 %    | 85 %  | 92 %        |           |

### Embouts d'extrémité:



LT-AS1-EXT

### Principe d'assemblage :



### Clips de fixation:



LT-AS1-CLIP-1



LT-AS1-CLIP-2






REGARD  
SOLUTION LED

# Profils aluminium en saillie

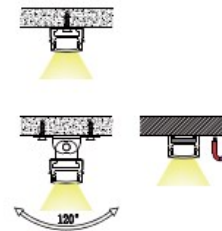
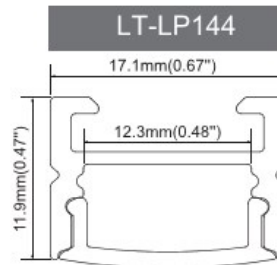
## LT-LP144



Types of installation:



Material: Extruded aluminum  
Dimension: 17.1x11.9mm  
Length: MAX 6m



### END CAPS



End cap with hole  
End cap without hole

### FINISH



### DIFFUSERS



PMMA opal matte  
PMMA semi-clear  
PMMA clear  
PC diffused



Black PC

### ACCESSORIES



Mounting clip (metal)



Magnet



Adjustable bracket



90° Vertical connector



90° Horizontal connector



135° Horizontal connector



180° Connector



135° Vertical connector



**REGARD**  
SOLUTION LED

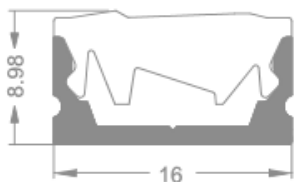
## Profils aluminium en saillie

**LT-AP4501**


< 15 w/m




### Profil aluminium:



### Diffuseur PMMA:



| Dimensions (mm)     | Largeur max de ruban    | Opale | Laiteux | Givré | Transparent | lentilles |
|---------------------|-------------------------|-------|---------|-------|-------------|-----------|
| 16 x 9.00           | 10 mm                   |       |         |       |             |           |
| PMMA / PC diffuseur | Transmission de lumière |       |         |       | 94 %        |           |



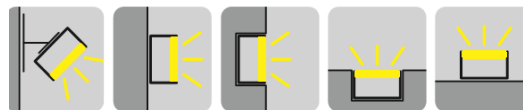
# Profils aluminium en saillie



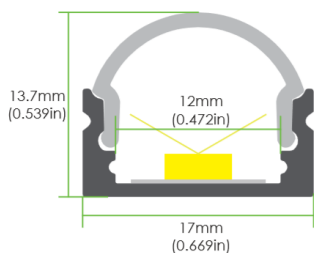
**REGARD**  
SOLUTION LED

< 19.2 w/m


**LT-AST1**



## Profil aluminium:



## Diffuseur PMMA:



| Dimensions (mm)     | Largeur max de ruban    | Opale       | Laiteux     | Givré       | Transparent | lentilles |
|---------------------|-------------------------|-------------|-------------|-------------|-------------|-----------|
| <b>17 x 13.7</b>    | <b>12 mm</b>            | ✓           | ✓           | ✓           | ✓           |           |
| PMMA / PC diffuseur | Transmission de lumière | <b>70 %</b> | <b>78 %</b> | <b>91 %</b> | <b>94 %</b> |           |



Clips de fixation inox

**LT-AST1-CLIP1**



Clips de fixation inox orientable

**LT-AST1-CLIP-OR**



Embouts d'extrémités

**LT-AST1-EXT**



Clips de fixation plastique

**LT-AT1-CLIP2**

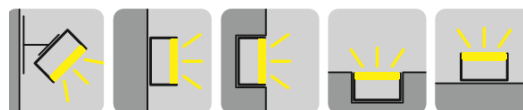


# Profils aluminium en saillie



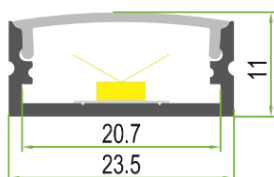
**REGARD**  
SOLUTION LED

< 19.2 w/m



## LT-AS3

### Profil aluminium:



### Diffuseur PMMA:



| Dimensions (mm)     | Largeur max de ruban    | Opale | Laiteux | Givré | Transparent | lentilles |
|---------------------|-------------------------|-------|---------|-------|-------------|-----------|
| 23.5 x 11           | 20 mm                   | ✓     | ✓       | ✓     | ✓           |           |
| PMMA / PC diffuseur | Transmission de lumière | 70 %  | 78 %    | 91 %  | 94 %        |           |



Clips de fixation inox

**LT-AS3-CLIP1**



Clips de fixation inox orientable

**LT-AS3-CLIP-OR**



Embouts d'extrémités

**LT-AS3-EXT**



Clips de fixation plastique

**LT-AS3-CLIP2**

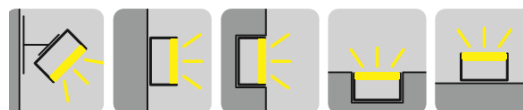


# Profils aluminium en saillie



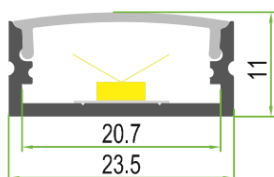
**REGARD**  
SOLUTION LED

< 19.2 w/m



**LT-AS3**

## Profil aluminium:



## Diffuseur PMMA:



| Dimensions (mm)     | Largeur max de ruban    | Opale | Laiteux | Givré | Transparent | lentilles |
|---------------------|-------------------------|-------|---------|-------|-------------|-----------|
| 23.5 x 11           | 20 mm                   | ✓     | ✓       | ✓     | ✓           |           |
| PMMA / PC diffuseur | Transmission de lumière | 70 %  | 78 %    | 91 %  | 94 %        |           |



Clips de fixation inox

**LT-AS3-CLIP1**



Clips de fixation inox orientable

**LT-AS3-CLIP-OR**



Embouts d'extrémités

**LT-AS3-EXT**



Clips de fixation plastique

**LT-AS3-CLIP2**



**REGARD**  
SOLUTION LED

## Profils aluminium en saillie

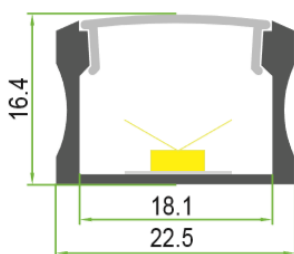
**LT-AS6**

< 19.2 w/m


Poids du profil: **0.26 kg/ml**



### Profil aluminium:



### Diffuseur PMMA:



| Dimensions (mm)     | Largeur max de ruban    | Opale | Laiteux | Givré | Transparent | lentilles |
|---------------------|-------------------------|-------|---------|-------|-------------|-----------|
| 22.5 x 16.4         | 18 mm                   | ✓     |         | ✓     | ✓           |           |
| PMMA / PC diffuseur | Transmission de lumière | 60 %  |         | 86 %  | 93 %        |           |



Clips de fixation inox

**LT-AS6-CLIP1**



Clips de fixation inox orientable

**LT-AS6-CLIP-OR**



Embouts d'extrémités

**LT-AS6-EXT**



Clips de fixation plastique

**LT-AS6-CLIP2**

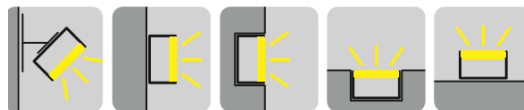


**REGARD**  
SOLUTION LED



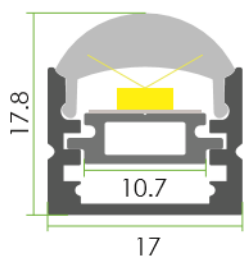
## Profils aluminium en saillie

### LT-MDE

< 19.2 w/m



#### Profil aluminium:



#### Diffuseur PMMA:

| Dimensions (mm)     | Largeur max de ruban    | Opale | Laiteux | Givré | Transparent | lentilles |
|---------------------|-------------------------|-------|---------|-------|-------------|-----------|
| 17 x 17.8           | 10.7 mm                 |       |         |       | ✓           |           |
| PMMA / PC diffuseur | Transmission de lumière |       |         |       | 95 %        |           |



Clips de fixation inox

**LT-MDE-CLIP1**



Clips de fixation inox orientable

**LT-MDE-CLIP-OR**



Embout d'extrémités

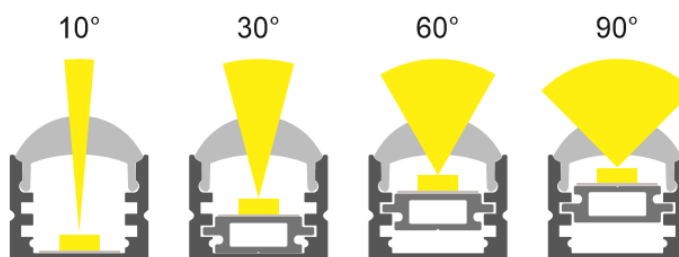
**LT-MDE-EXT**




Clips de fixation plastique

**LT-MDE-CLIP2**

#### Différentes configurations :





**REGARD**  
SOLUTION LED

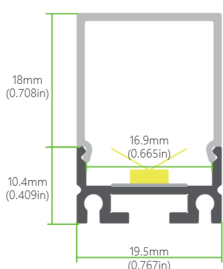
## Profils aluminium en saillie

### LT-AT5H


< 19.2 w/m



#### Profil aluminium:



#### Diffuseur PMMA:




| Dimensions (mm)            | Largeur max de ruban           | Opale       | Laiteux     | Givré       | Transparent | lentilles |
|----------------------------|--------------------------------|-------------|-------------|-------------|-------------|-----------|
| <b>28.4 x 19.5</b>         | <b>15 mm</b>                   | ✓           | ✓           | ✓           | ✓           |           |
| <b>PMMA / PC diffuseur</b> | <b>Transmission de lumière</b> | <b>51 %</b> | <b>56 %</b> | <b>65 %</b> | <b>73 %</b> |           |



Clips de fixation inox

**LT-AT5H-CLIP1**



Clips de fixation inox orientable

**LT-AT5H-CLIP-OR**



Embouts d'extrémités

**LT-AT5H-EXT**



Cablette de suspension

**LT-AT5H-SUS**



Connecteur 90°

**LT-AT5H-90**



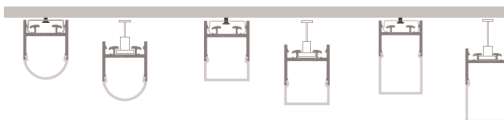


**REGARD**  
SOLUTION LED


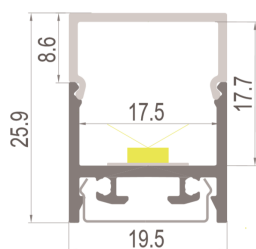
## Profils aluminium en saillie

**LT-AT16-5**


< 19.2 w/m



### Profil aluminium:



### Diffuseur PMMA:



| Dimensions (mm)     | Largeur max de ruban    | Opale | Laiteux | Givré | Transparent | lentilles |
|---------------------|-------------------------|-------|---------|-------|-------------|-----------|
| 25.9 x 19.5         | 15 mm                   | ✓     |         | ✓     |             |           |
| PMMA / PC diffuseur | Transmission de lumière | 52 %  |         | 72 %  |             |           |



Clips de fixation inox

**LT-AT16-CLIP1**



Embouts d'extrémités

**LT-AT16-5-EXT**



Cablette de suspension

**LT-AT16-SUS**



Connecteur 180°

**LT-AT16-180**



Connecteur A 90°

**LT-AT16-A90**



Connecteur A 120°

**LT-AT16-A120**



Connecteur B 90°

**LT-AT16-B90**



Connecteur B 120°

**LT-AT16-B120**



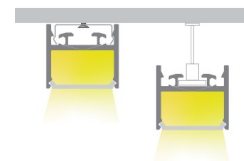
# Profils aluminium en saillie



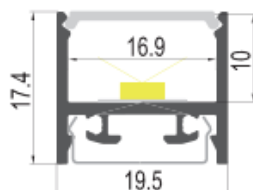
## LT-AT16-11

**REGARD**  
SOLUTION LED

< 19.2 w/m




### Profil aluminium:



### Diffu-

### seur



| Dimensions (mm)     | Largeur max de ruban    | Opale | Laiteux | Givré | Transparent | lentilles |
|---------------------|-------------------------|-------|---------|-------|-------------|-----------|
| 17.4 x 19.5         | 15 mm                   | ✓     |         | ✓     |             |           |
| PMMA / PC diffuseur | Transmission de lumière | 52 %  |         | 81 %  |             |           |



Clips de fixation inox

**LT-AT16-CLIP1**



Embouts d'extrémités

**LT-AT16-11-EXT**



Câblette de suspension

**LT-AT16-SUS**



Connecteur 180°

**LT-AT16-180**



Connecteur A 90°

**LT-AT16-A90**

Connecteur A 120°

**LT-AT16-A120**

Connecteur B 90°

**LT-AT16-B90**

Connecteur B 120°

**LT-AT16-B120**



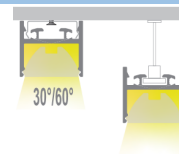
# Profils aluminium en saillie



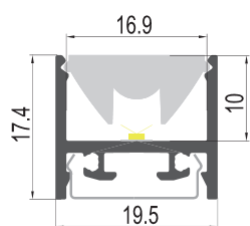
## LT-AT16-30 / 60

**REGARD**  
SOLUTION LED

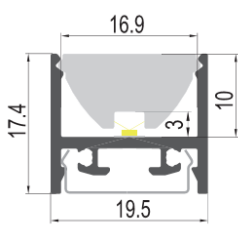
< 19.2 w/m



### Profil aluminium:




LT-AT16-30



LT-AT16-60



### Diffuseur PMMA:



| Dimensions (mm)     | Largeur max de ruban    | Opale | Laiteux | Givré | Transparent | lentilles |
|---------------------|-------------------------|-------|---------|-------|-------------|-----------|
| 17.4 x 19.5         | 15 mm                   |       |         |       | ✓           |           |
| PMMA / PC diffuseur | Transmission de lumière |       |         |       | 95 %        |           |



Clips de fixation inox

**LT-AT16-CLIP1**



Embouts d'extrémités

**LT-AT16-30(60) -EXT**



Câblette de suspension

**LT-AT16-SUS**



Connecteur 180°

**LT-AT16-180**



Connecteur A 90°

**LT-AT16-A90**

Connecteur A 120°

**LT-AT16-A120**

Connecteur B 90°

**LT-AT16-B90**

Connecteur B 120°

**LT-AT16-B120**



# Profils aluminium en saillie




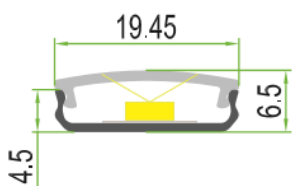
**REGARD**  
SOLUTION LED

< 19.2 w/m



**LT-B1**

## Profil aluminium:



## Diffuseur PMMA:



| Dimensions (mm)     | Largeur max de ruban    | Opale | Laiteux | Givré | Transparent | lentilles |
|---------------------|-------------------------|-------|---------|-------|-------------|-----------|
| 19.5 x 6.5 mm       | 17 mm                   | ✓     | ✓       | ✓     | ✓           |           |
| PMMA / PC diffuseur | Transmission de lumière | 70 %  | 78 %    | 91 %  | 94 %        |           |

## Accessoires:



Embouts d'extrémités

**LT-B1-EXT**



Clips de fixation

**LT-B1-CLIP**





# Profils aluminium en saillie




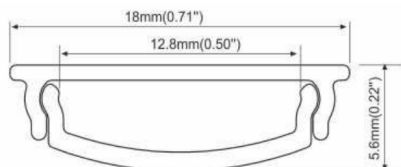
## LT-LP114

**REGARD**  
SOLUTION LED


< 19.2 w/m



### Profil aluminium:




### Diffuseur PMMA:



| Dimensions (mm)     | Largeur max de ruban    | Opale | Laiteux | Givré | Transparent | lentilles |
|---------------------|-------------------------|-------|---------|-------|-------------|-----------|
| 18 x 5.6 mm         | 12 mm                   | ✓     |         |       | ✓           |           |
| PMMA / PC diffuseur | Transmission de lumière | 70 %  |         |       | 94 %        |           |

### Accessoires:

|  |                      |
|--|----------------------|
|  | Embouts d'extrémités |
|  | <b>LT-LP114-EXT</b>  |
|  | Clips de fixation    |
|  | <b>LT-LP114-CLIP</b> |





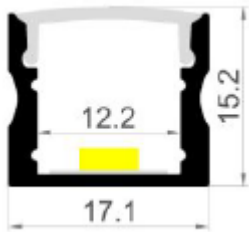
**REGARD**  
SOLUTION LED

## Profils aluminium en saillie


**LT-AS2**



### Profil aluminium:



### Diffuseur PMMA:



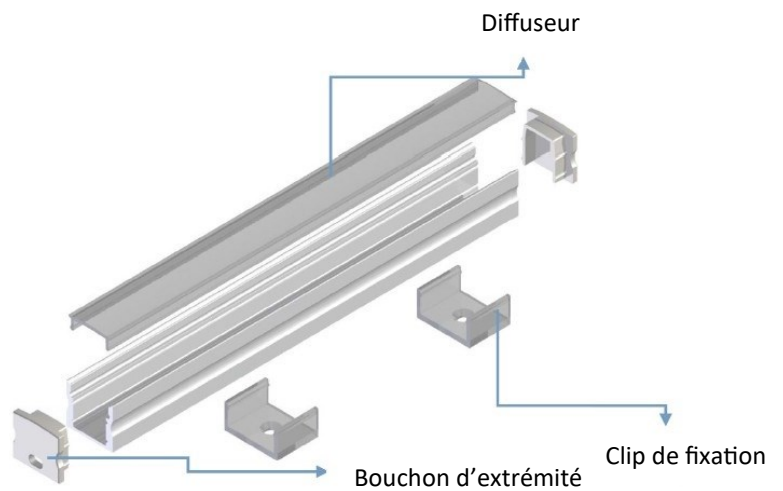
| Dimensions (mm)     | Largeur max de ruban    | Opale | Laiteux | Givré | Transparent | lentilles |
|---------------------|-------------------------|-------|---------|-------|-------------|-----------|
| 17.1 x 8.6          | 12 mm                   | ✓     | ✓       | ✓     | ✓           |           |
| PMMA / PC diffuseur | Transmission de lumière | 52 %  | 64 %    | 81 %  | 93 %        |           |

### Embouts d'extrémité:



**LT-AS2-EXT**

### Principe d'assemblage :



### Clips de fixation:



**LT-AS2-CLIP-1**



**LT-AS2-CLIP-2**



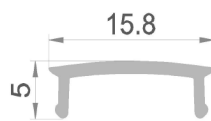
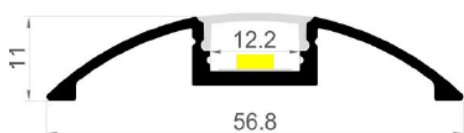
**REGARD**  
SOLUTION LED

## Profils aluminium en saillie

**LT-AR6**



### Profil aluminium:



### Diffuseur PMMA:



| Dimensions (mm)     | Largeur max de ruban    | Opale | Laiteux | Givré | Transparent | lentilles |
|---------------------|-------------------------|-------|---------|-------|-------------|-----------|
| 56.8 x 11           | 12 mm                   | ✓     | ✓       | ✓     | ✓           |           |
| PMMA / PC diffuseur | Transmission de lumière | 70 %  | 80 %    | 85 %  | 92 %        |           |

### Embouts d'extrémité:



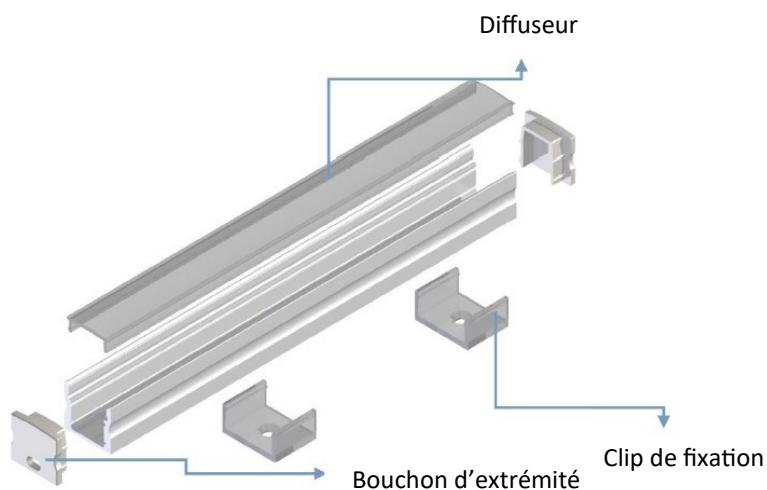
**LT-AR6-EXT**

### Clips de fixation:



**LT-AR6-CLIP-1**

### Principe d'assemblage :





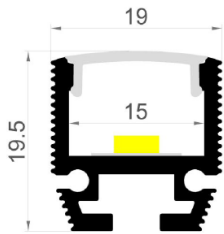
**REGARD**  
SOLUTION LED

## Profils aluminium en saillie


**LT-AP1**



### Profil aluminium:



### Diffuseur PMMA:



| Dimensions (mm)     | Largeur max de ruban    | Opale | Laiteux | Givré | Transparent | lentilles |
|---------------------|-------------------------|-------|---------|-------|-------------|-----------|
| 19.5 x 19           | 15 mm                   | ✓     |         | ✓     | ✓           |           |
| PMMA / PC diffuseur | Transmission de lumière | 70 %  |         | 85 %  | 92 %        |           |

### Embouts d'extrémité:



**LT-AP1-EXT**

### Clips de fixation:

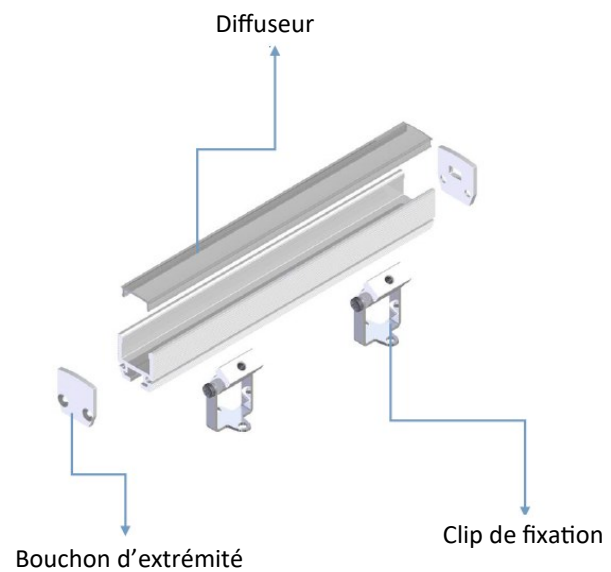


**LT-AP1-CLIP**



**LT-AP1-CAB**

### Principe d'assemblage :







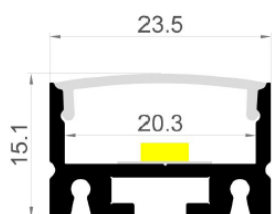
**REGARD**  
SOLUTION LED

## Profils aluminium en saillie


**LT-C22**



### Profil aluminium:



### Diffuseur PMMA:



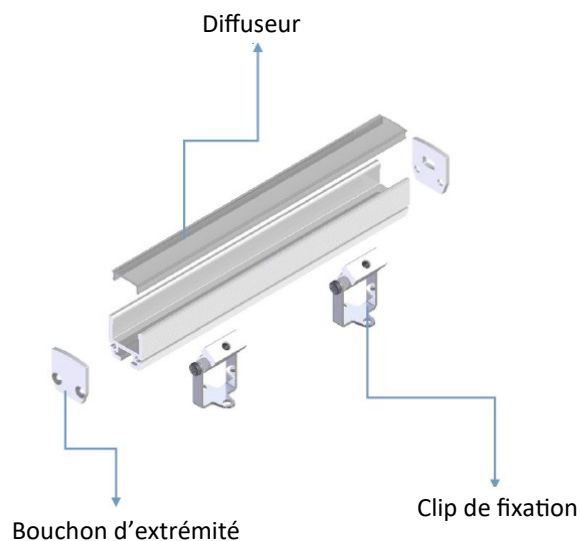
| Dimensions (mm)     | Largeur max de ruban    | Opale | Laiteux | Givré | Transparent | lentilles |
|---------------------|-------------------------|-------|---------|-------|-------------|-----------|
| 23.5 x 15.1         | 20 mm                   | ✓     |         | ✓     | ✓           |           |
| PMMA / PC diffuseur | Transmission de lumière | 70 %  |         | 85 %  | 92 %        |           |

### Embouts d'extrémité:



**LT-C22-EXT**

### Principe d'assemblage :



### Clips de fixation:



**LT-C22-CLIP**



**LT-C22-CAB**



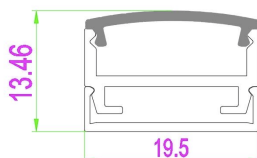
**REGARD**  
SOLUTION LED

## Profils aluminium en saillie


**LT-AT3-0**



### Profil aluminium:



### Diffuseur PMMA:



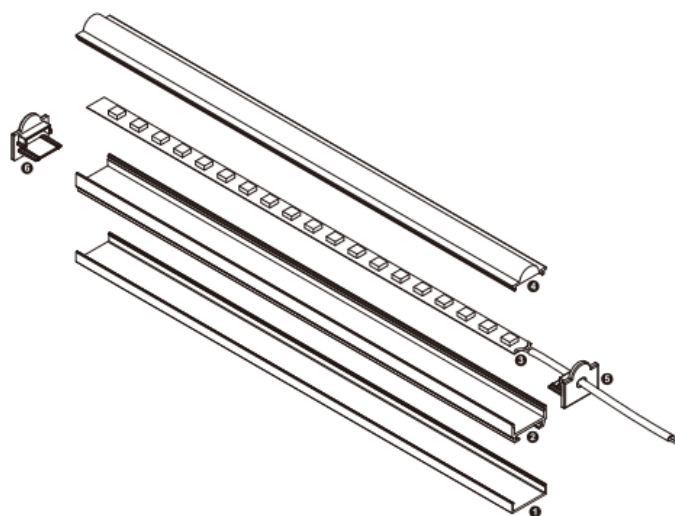
| Dimensions (mm)     | Largeur max de ruban    | Opale | Laiteux | Givré | Transparent | lentilles |
|---------------------|-------------------------|-------|---------|-------|-------------|-----------|
| 19.5 x 13.5         | 14 mm                   | ✓     |         | ✓     | ✓           |           |
| PMMA / PC diffuseur | Transmission de lumière | 62 %  |         | 81 %  | 92 %        |           |

### Embouts d'extrémité:



**LT-AT3-0-EXT**

### Principe d'assemblage :





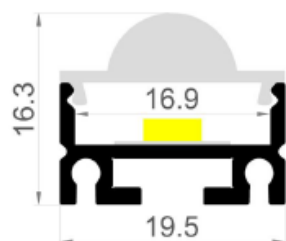
REGARD  
SOLUTION LED

## Profils aluminium en saillie

# LT-AT6




### Profil aluminium:



### Diffuseur PMMA:

Angle de diffusion: 30°



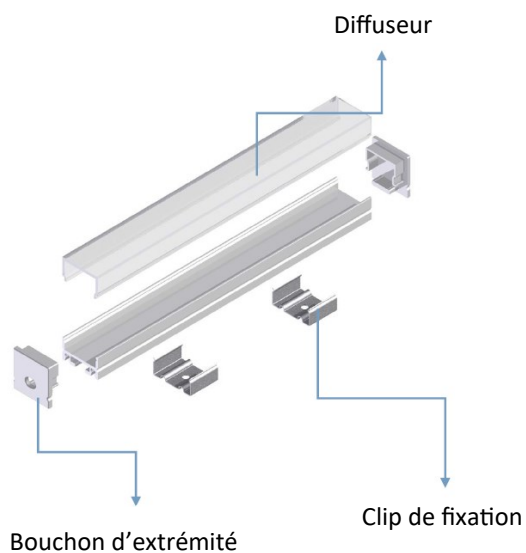
| Dimensions (mm)     | Largeur max de ruban    | Opale | Laiteux | Givré | Transparent | lentilles |
|---------------------|-------------------------|-------|---------|-------|-------------|-----------|
| 19.5 x 16.3         | 16.9 mm                 |       |         |       | ✓           |           |
| PMMA / PC diffuseur | Transmission de lumière |       |         |       | 92 %        |           |

### Embouts d'extrémité:



LT-AT6-EXT

### Principe d'assemblage :



### Clips de fixation:



LT-AT6-CLIP



LT-AT6-CAB



**REGARD**  
SOLUTION LED

## Profils aluminium en saillie


### LT-ROUND24



#### Profil aluminium:



#### Diffuseur PMMA:



| Dimensions (mm)     | Largeur max de ruban    | Opale | Laiteux | Givré | Transparent | lentilles |
|---------------------|-------------------------|-------|---------|-------|-------------|-----------|
| 23.5x 15.1          | 20 mm                   | ✓     |         | ✓     | ✓           |           |
| PMMA / PC diffuseur | Transmission de lumière | 70 %  |         | 85 %  | 92 %        |           |

#### Embouts d'extrémité:



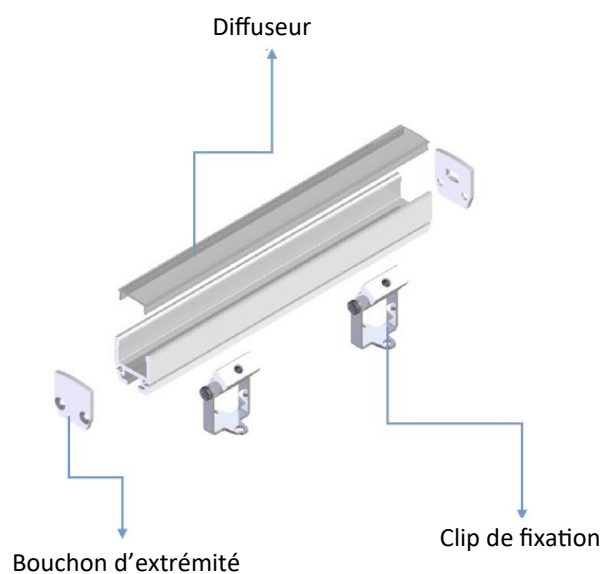
LT-ROUND24-EXT

#### Clips de fixation:



LT--ROUND24-CAB

#### Principe d'assemblage :



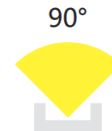
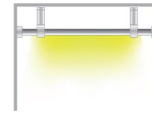


**REGARD**  
SOLUTION LED

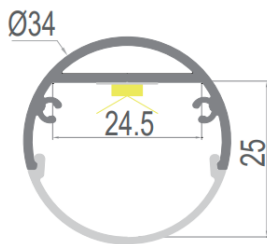
## Profils aluminium Penderies

**LT-R34**

< 28.8 w/m



### Profil aluminium:



### Diffuseur PMMA:



| Dimensions (mm)     | Largeur max de ruban    | Opale | Laiteux | Givré | Transparent | lentilles |
|---------------------|-------------------------|-------|---------|-------|-------------|-----------|
| Ø 34 mm             | 24 mm                   | ✓     |         |       | ✓           |           |
| PMMA / PC diffuseur | Transmission de lumière | 50 %  |         |       | 93 %        |           |



|                    |
|--------------------|
| Support mural      |
| <b>LT-R34-SM</b>   |
| Support penderie   |
| <b>LT-R34-SP</b>   |
| Embout d'extrémité |
| <b>LT-R34-EXT</b>  |





**REGARD**  
SOLUTION LED

## Profils aluminium en saillie

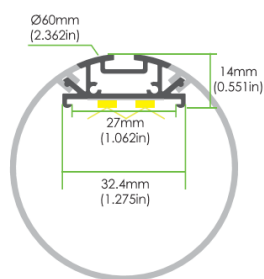
**LT-R60**

< 28.8 w/m

Poids du profil: **0.26 kg/ml**



### Profil aluminium:



### Diffuseur PMMA:



| Dimensions (mm)     | Largeur max de ruban    | Opale | Laiteux | Givré | Transparent | lentilles |
|---------------------|-------------------------|-------|---------|-------|-------------|-----------|
| Ø 60 mm             | 26 mm                   | ✓     |         |       | ✓           |           |
| PMMA / PC diffuseur | Transmission de lumière | 60 %  |         |       | 93 %        |           |



Clips de fixation articulé

**LT-R60-CLIP-OR**



Embouts d'extrémités

**LT-R60-EXT**



Cable de suspension

**LT-R60-CAB**



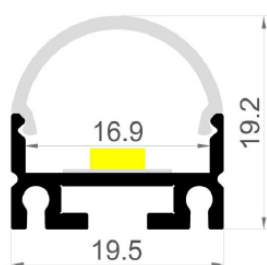
**REGARD**  
SOLUTION LED

## Profils aluminium en saillie

**LT-AT4**



### Profil aluminium:



### Diffuseur PMMA:



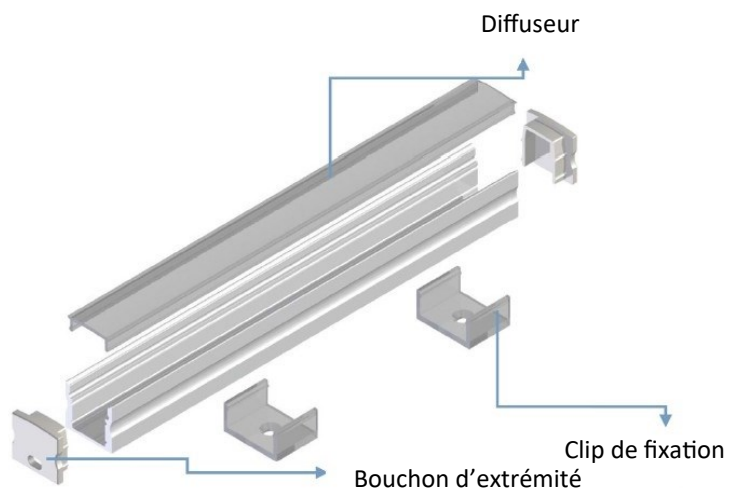
| Dimensions (mm)     | Largeur max de ruban    | Opale | Laiteux | Givré | Transparent | lentilles |
|---------------------|-------------------------|-------|---------|-------|-------------|-----------|
| 19,5 x 19,2         | 16,9 mm                 | ✓     | ✓       | ✓     | ✓           |           |
| PMMA / PC diffuseur | Transmission de lumière | 70 %  | 80 %    | 85 %  | 92 %        |           |

### Embouts d'extrémité:



LT-AT4-EXT

### Principe d'assemblage :



### Clips de fixation:



LT-AT4-CLIP



LT-AT4-CAB



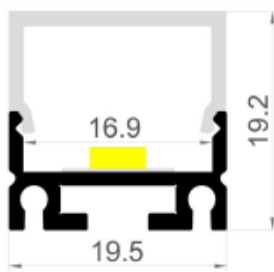
**REGARD**  
SOLUTION LED

## Profils aluminium en saillie


**LT-AT5**



### Profil aluminium:



### Diffuseur PMMA:



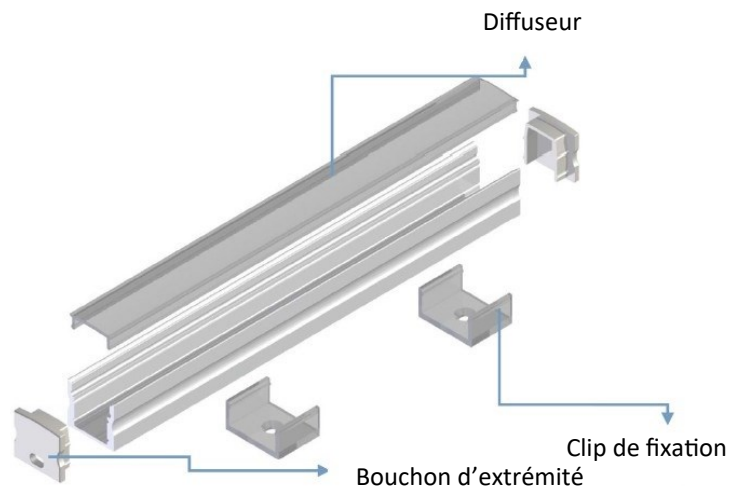
| Dimensions (mm)     | Largeur max de ruban    | Opale | Laiteux | Givré | Transparent | lentilles |
|---------------------|-------------------------|-------|---------|-------|-------------|-----------|
| 19,5 x 19,2         | 16,9 mm                 | ✓     | ✓       | ✓     | ✓           |           |
| PMMA / PC diffuseur | Transmission de lumière | 70 %  | 80 %    | 85 %  | 92 %        |           |

### Embouts d'extrémité:



LT-AT5-EXT

### Principe d'assemblage :



### Clips de fixation:



LT-AT5-CLIP



LT-AT5-CAB











REGARD  
SOLUTION LED

# Sommaire

Profils en aluminium encastrés



Profils aluminium pour rubans

Ambiance

10



**REGARD**  
SOLUTION LED

## Profils aluminium encastrés


# LT - AR1



### Profil aluminium:



### Diffuseur PMMA:




| Dimensions (mm)     | Largeur max de ruban    | Opale | Laiteux | Givré | Transparent | lentilles |
|---------------------|-------------------------|-------|---------|-------|-------------|-----------|
| 17.1 x 8.6          | 12 mm                   | ✓     | ✓       | ✓     | ✓           |           |
| PMMA / PC diffuseur | Transmission de lumière | 70 %  | 80 %    | 85 %  | 92 %        |           |

### Embouts d'extrémité:



LT-AR1-EXT

### Principe d'assemblage :





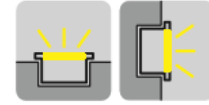
# Profils aluminium encastrés



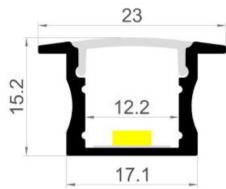
## LT - AR2

**REGARD**  
SOLUTION LED


< 19.2 w/m



### Profil aluminium:



### Diffuseur PMMA:




| Dimensions (mm)     | Largeur max de ruban    | Opale | Laiteux | Givré | Transparent | lentilles |
|---------------------|-------------------------|-------|---------|-------|-------------|-----------|
| 23 x 15.2           | 12 mm                   | ✓     | ✓       | ✓     | ✓           |           |
| PMMA / PC diffuseur | Transmission de lumière | 52 %  | 64 %    | 81 %  | 93 %        |           |

### Embouts d'extrémité:



LT-AR2-EXT

### Principe d'assemblage :





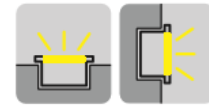
# Profils aluminium encastrés




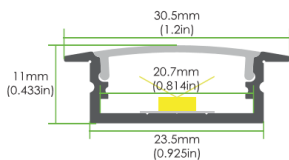
## LT - AR3

**REGARD**  
SOLUTION LED


< 19.2 w/m



### Profil aluminium:



### Diffuseur PMMA:



| Dimensions (mm)            | Largeur max de ruban           | Opale       | Laiteux     | Givré       | Transparent | lentilles |
|----------------------------|--------------------------------|-------------|-------------|-------------|-------------|-----------|
| <b>30.5 x 11</b>           | <b>20 mm</b>                   | ✓           | ✓           | ✓           | ✓           |           |
| <b>PMMA / PC diffuseur</b> | <b>Transmission de lumière</b> | <b>52 %</b> | <b>64 %</b> | <b>81 %</b> | <b>93 %</b> |           |



Clips de fixation inox

**LT-AR3-CLIP1**



Embouts d'extrémités

**LT-AR3-EXT**



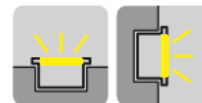


**REGARD**  
SOLUTION LED

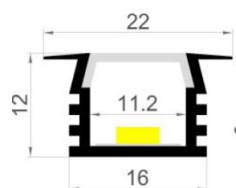
## Profils aluminium encastrés

**LT - AR4**


< 14.4 w/m



### Profil aluminium:



### Diffuseur PMMA:




| Dimensions (mm)     | Largeur max de ruban    | Opale | Laiteux | Givré | Transparent | lentilles |
|---------------------|-------------------------|-------|---------|-------|-------------|-----------|
| 22 x 12             | 12 mm                   | ✓     |         | ✓     | ✓           |           |
| PMMA / PC diffuseur | Transmission de lumière | 59 %  |         | 73 %  | 94 %        |           |

### Embouts d'extrémité:



LT-AR4-EXT

### Principe d'assemblage :





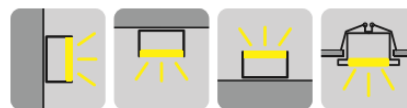
# Profils aluminium



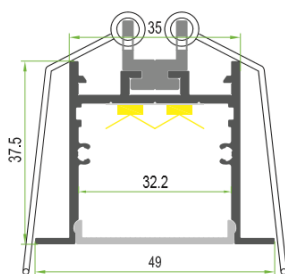
**REGARD**  
SOLUTION LED

< 38.4 w/m


**LT-WN31**



## Profil aluminium:




## Diffuseur PMMA:



| Dimensions (mm)     | Largeur max de ruban    | Opale | Laiteux | Givré | Transparent | lentilles |
|---------------------|-------------------------|-------|---------|-------|-------------|-----------|
| 49 x 37.5 mm        | 32 mm                   | ✓     | ✓       | ✓     | ✓           |           |
| PMMA / PC diffuseur | Transmission de lumière | 63 %  | 78 %    | 89 %  | 95 %        |           |

## Accessoires:



|                     |
|---------------------|
| Profil              |
| <b>LT-WN31</b>      |
| Clip métal          |
| <b>LT-WN31-CLI</b>  |
| Ressort de maintien |
| <b>LT-WN31-C</b>    |
| Embout extrémité    |
| <b>LT-WN31-EXT</b>  |



|                    |
|--------------------|
| Connecteur 90°     |
| <b>LT-WN31-120</b> |
| Connecteur 90°     |
| <b>LT-WN31-90</b>  |
| Connecteur 90°     |
| <b>LT-WN31-90V</b> |
| Connecteur 180°    |
| <b>LT-WN31-180</b> |



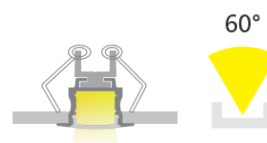
# Profils aluminium



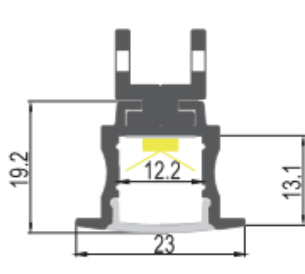
## LT-WR2

REGARD  
SOLUTION LED

< 19.2 w/m



### Profil aluminium:



### Diffuseur PMMA:




| Dimensions (mm)     | Largeur max de ruban    | Opale | Laiteux | Givré | Transparent | lentilles |
|---------------------|-------------------------|-------|---------|-------|-------------|-----------|
| 23 x 19.5 mm        | 12 mm                   | ✓     | ✓       | ✓     | ✓           |           |
| hors ressorts       |                         |       |         |       |             |           |
| PMMA / PC diffuseur | Transmission de lumière | 52 %  | 65 %    | 81 %  | 95 %        |           |

### Accessoires:



|                     |
|---------------------|
| Ressort de maintien |
| LT-AW6-C            |
| Embout extrémité    |
| LT-AR2-EXT          |





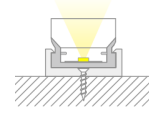
# Profils aluminium



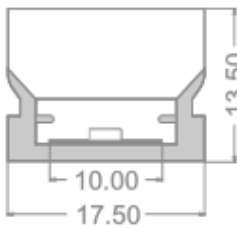
## LT-501

**REGARD**  
SOLUTION LED

< 10 w/m



### Profil:



### Diffuseur PMMA:



| Dimensions (mm)     | Largeur max de ruban    | Opale | Laiteux | Givré | Transparent | lentilles |
|---------------------|-------------------------|-------|---------|-------|-------------|-----------|
| 13.5 x 17.5 mm      | 10 mm                   | ✓     |         |       |             |           |
| PMMA / PC diffuseur | Transmission de lumière | 40 %  |         |       |             |           |

### Accessoires:



Profil aluminium

**LT-501-EXT**



Clip de fixation plastique

**LT-501-CLIP1**



Clip de fixation inox

**LT-501-CLIP2**



Clip de fixation inox

**LT-501-CLIP3**

IP rating: IP67  
Maximum 10W/m  
UV resistance  
Maximum stand weight: 16.4kN

### Fabrication sur mesure possible :

| Data            |           |                   |               |
|-----------------|-----------|-------------------|---------------|
| Dimensions (mm) | Inch (in) | Input Voltage (V) | Max Power (w) |
| 300             | 11.8      | 24                | 3             |
| 500             | 19.6      | 24                | 5             |
| 600             | 23.6      | 24                | 6             |
| 1000            | 39.4      | 24                | 10            |
| 1200            | 47.2      | 24                | 12            |
| 1500            | 59.0      | 24                | 15            |

Customized length is available on request.  
LEDs we used are 3step, and CRI>80, CRI>90 is available by order.



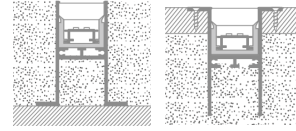


**REGARD**  
SOLUTION LED

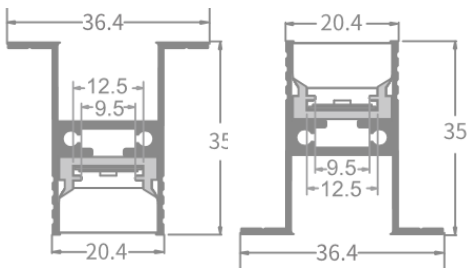
## Profils aluminium

# LT-501-2

< 10 w/m



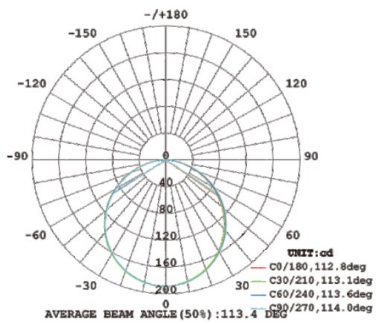
### Profil:



### Diffuseur PMMA:



| Dimensions (mm)            | Largeur max de ruban           | Opale       | Laiteux | Givré | Transparent | lentilles |
|----------------------------|--------------------------------|-------------|---------|-------|-------------|-----------|
| <b>36.4 x 35 mm</b>        | <b>17.5 mm</b>                 | ✓           |         |       |             |           |
| <b>PMMA / PC diffuseur</b> | <b>Transmission de lumière</b> | <b>40 %</b> |         |       |             |           |



IP rating: IP67  
 Maximum 10W/m  
 UV resistance  
 Maximum stand weight: 16.4kN

### Fabrication sur mesure possible :



| Data  |                 |           |                   |               |
|-------|-----------------|-----------|-------------------|---------------|
| Model | Dimensions (mm) | Inch (in) | Input Voltage (V) | Max Power (w) |
|       | 300             | 11.8      | 24                | 3             |
|       | 500             | 19.6      | 24                | 5             |
|       | 600             | 23.6      | 24                | 6             |
|       | 1000            | 39.4      | 24                | 10            |
|       | 1200            | 47.2      | 24                | 12            |
|       | 1500            | 59.0      | 24                | 15            |

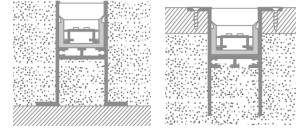


**REGARD**  
SOLUTION LED

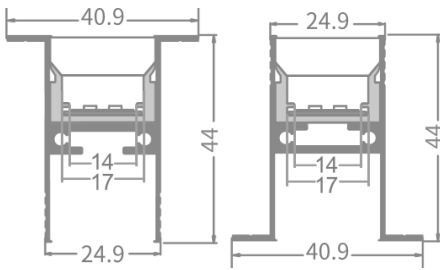
## Profils aluminium

# LT-502-2

< 15 w/m



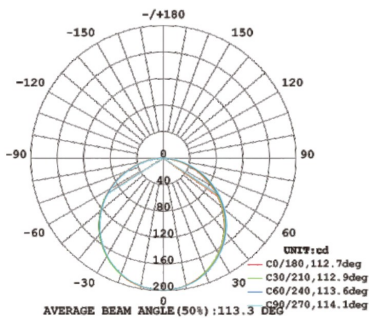
### Profil:



### Diffuseur PMMA:




| Dimensions (mm)     | Largeur max de ruban    | Opale | Laiteux | Givré | Transparent | lentilles |
|---------------------|-------------------------|-------|---------|-------|-------------|-----------|
| 40.9 x 44 mm        | 22 mm                   | ✓     |         |       |             |           |
| PMMA / PC diffuseur | Transmission de lumière | 40 %  |         |       |             |           |



IP rating: IP67  
 Maximum 15W/m  
 UV resistance  
 Maximum stand weight: 24.2kN

### Fabrication sur mesure possible :



| Data  |                 |           |                   |               |
|-------|-----------------|-----------|-------------------|---------------|
| Model | Dimensions (mm) | Inch (in) | Input Voltage (V) | Max Power (w) |
|       | 300             | 11.8      | 24                | 4.5           |
|       | 500             | 19.6      | 24                | 7.5           |
|       | 600             | 23.6      | 24                | 9             |
|       | 1000            | 39.4      | 24                | 15            |
|       | 1200            | 47.2      | 24                | 18            |
|       | 1500            | 59.0      | 24                | 22.5          |

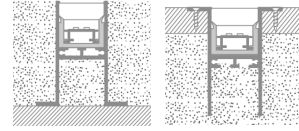


**REGARD**  
SOLUTION LED

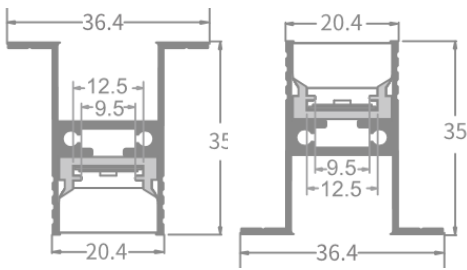
## Profils aluminium

**LT-503-2**

< 20 w/m



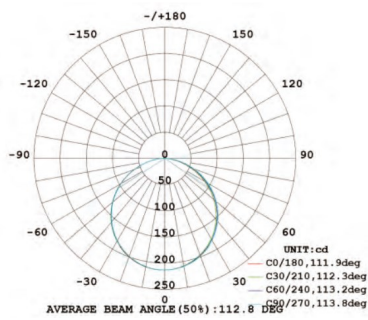
### Profil:



### Diffuseur PMMA:



| Dimensions (mm)     | Largeur max de ruban    | Opale | Laiteux | Givré | Transparent | lentilles |
|---------------------|-------------------------|-------|---------|-------|-------------|-----------|
| 55.6 x 63.7 mm      | 27.2 mm                 | ✓     |         |       |             |           |
| PMMA / PC diffuseur | Transmission de lumière | 40 %  |         |       |             |           |



IP rating: IP67  
 Maximum 20W/m  
 UV resistance  
 Maximum stand weight: 30kN

### Fabrication sur mesure possible :



| Data            |           |                   |               |
|-----------------|-----------|-------------------|---------------|
| Dimensions (mm) | Inch (in) | Input Voltage (V) | Max Power (w) |
| 300             | 11.8      | 24                | 6             |
| 500             | 19.6      | 24                | 10            |
| 600             | 23.6      | 24                | 12            |
| 1000            | 39.4      | 24                | 20            |
| 1200            | 47.2      | 24                | 24            |
| 1500            | 59.0      | 24                | 30            |

Customized length is available on request.  
 LEDs we used are 3step, and CRI>80, CRI>90 is available by order.

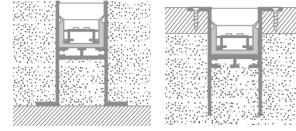


**REGARD**  
SOLUTION LED

## Profils aluminium

**LT-501-2 / LT-502-2 / LT503-2**

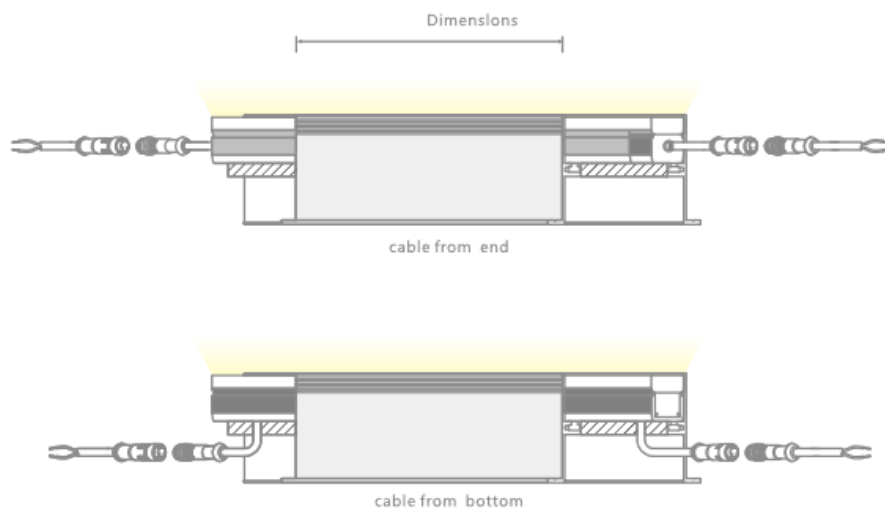
< 10 - 15 et 20 w/m



IP rating: IP67  
Maximum 20W/m  
UV resistance  
Maximum stand weight: 30kN



### Schéma de montage:





Profils aluminium



Notice d'installation

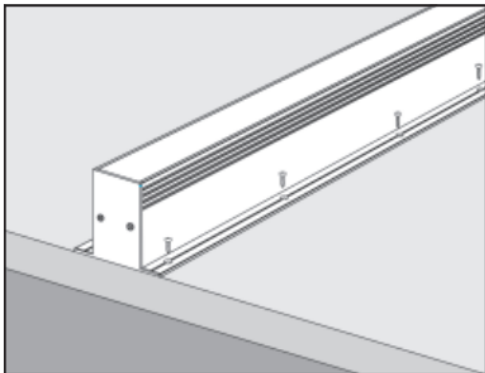
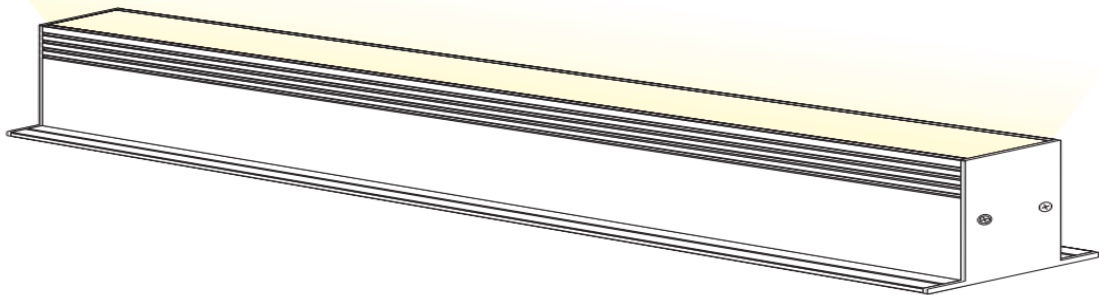


REGARD  
SOLUTION LED

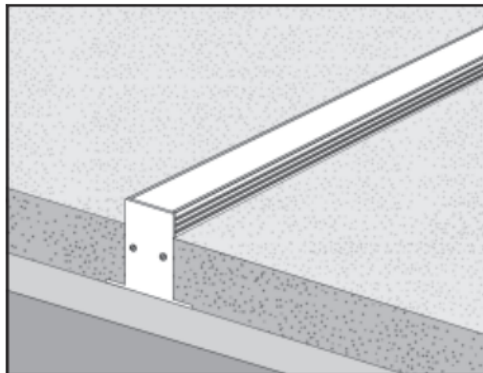
< 20 w/m



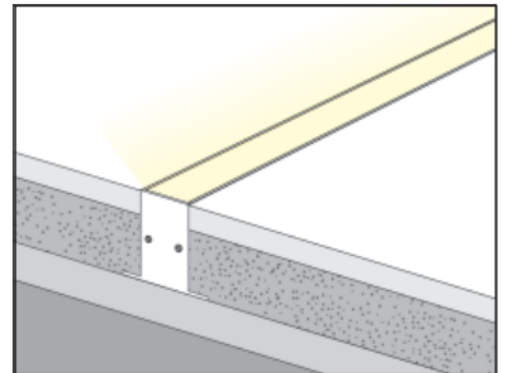
Easy  
Installation



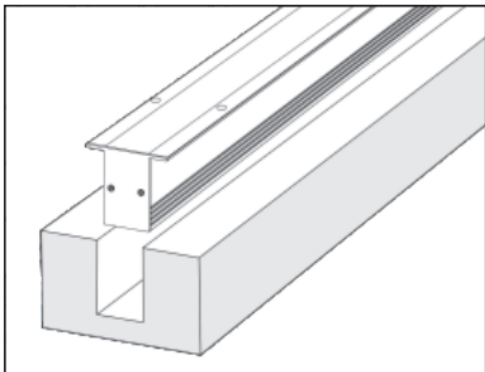
A1



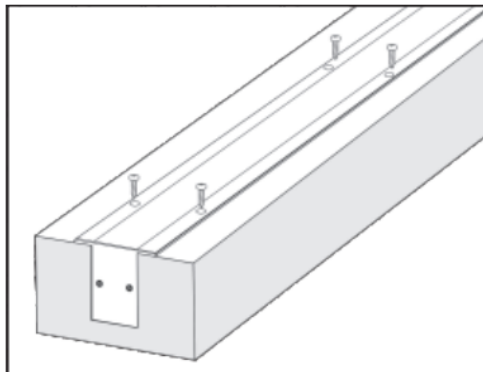
A2



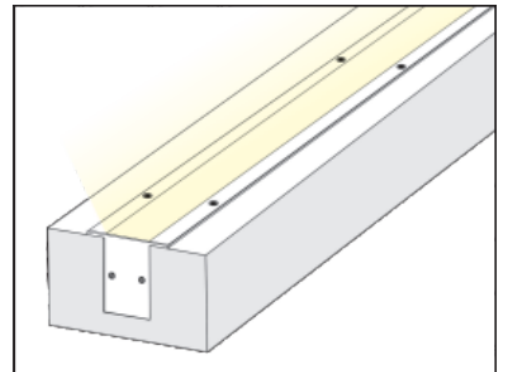
A3




B1



B2



B3





REGARD  
SOLUTION LED

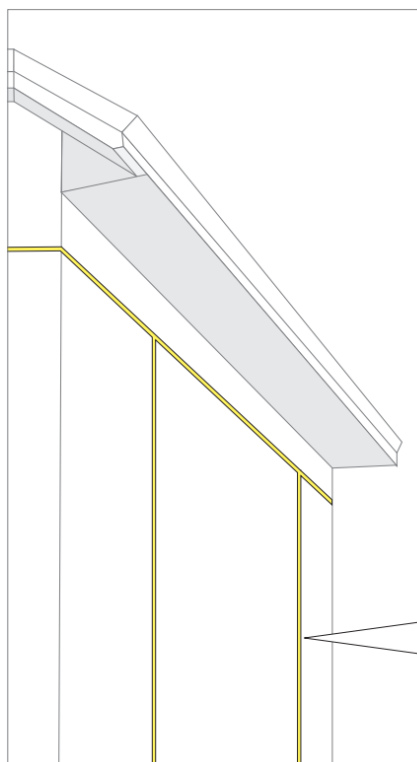
Profils aluminium

## Notice d'installation

< 20 w/m



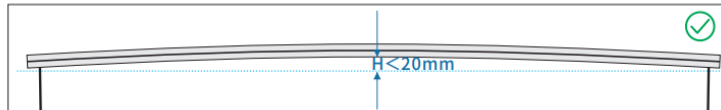
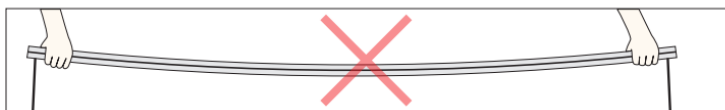
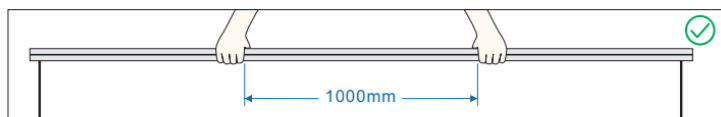
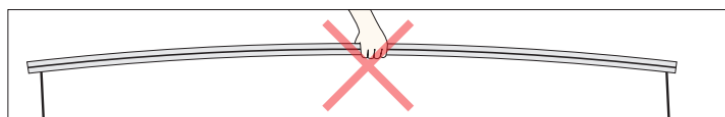
Easy  
Installation




Attention : En cas d'installation verticale, le luminaire devra être fixé sur le profil aluminium et maintenu fermement afin d'éviter que le bouchon d'extrémité ne s'ouvre



Attention : Lorsque le luminaire atteint une longueur supérieure à 2 mètres, il ne devra en aucun cas être courbé pendant les opérations de montage et démontage



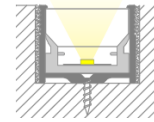


**REGARD**  
SOLUTION LED

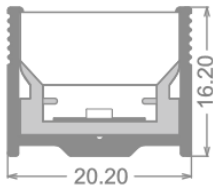
## Profils aluminium

**LT-501-1**

< 10 w/m



### Profil:



### Diffuseur PMMA:




| Dimensions (mm)            | Puissance max /ml              | Opale       | Laiteux | Givré | Transparent | lentilles |
|----------------------------|--------------------------------|-------------|---------|-------|-------------|-----------|
| <b>20.20 x 16.20 mm</b>    | <b>10 w</b>                    | ✓           |         |       |             |           |
| <b>PMMA / PC diffuseur</b> | <b>Transmission de lumière</b> | <b>40 %</b> |         |       |             |           |

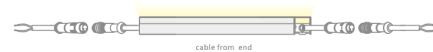
IP rating: IP67  
Maximum 10W/m  
UV resistance  
Maximum stand weight: 24.2kN

### Connexion :

Type A



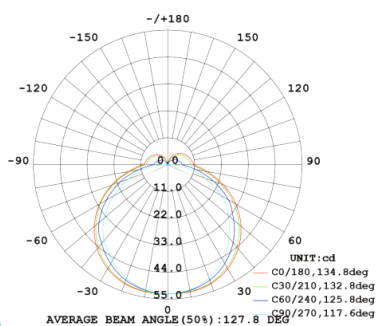
Type B



Type C




### Courbe photométrique :



### Fabrication sur mesure possible :

| Data  |                 |           |                   |               |
|-------|-----------------|-----------|-------------------|---------------|
| Model | Dimensions (mm) | Inch (in) | Input Voltage (V) | Max Power (w) |
|       | 300             | 11.8      | 24                | 3             |
|       | 500             | 19.6      | 24                | 5             |
|       | 600             | 23.6      | 24                | 6             |
|       | 1000            | 39.4      | 24                | 10            |
|       | 1200            | 47.2      | 24                | 12            |
|       | 1500            | 59.0      | 24                | 15            |

Customized length is available on request.  
LEDs we used are 3step, and CRI>80, CRI>90 is available by order.




# Profils aluminium



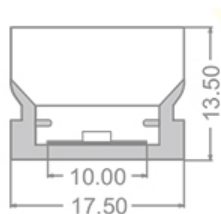
## LT-0501F

**REGARD**  
SOLUTION LED


< 10 w/m



Profil:



Diffuseur PMMA:



| Dimensions (mm)     | Puissance max /ml       | Opale | Laiteux | Givré | Transparent | lentilles |
|---------------------|-------------------------|-------|---------|-------|-------------|-----------|
| 17.50 x 13.50 mm    | 10 w                    | ✓     |         |       |             |           |
| PMMA / PC diffuseur | Transmission de lumière | 40 %  |         |       |             |           |

Rendement lumineux 3000 K : 51.9 lm/W soit 519 lm/ml pour un ruban de 10 w/ml - SMD 2835 - 120 leds/ml

Rendement lumineux 4000 K : 49.5 lm/W soit 495 lm/ml pour un ruban de 10 w/ml - SMD 2835 - 120 leds/ml

Rendement lumineux Bi couleur 2400 - 6500 K : 47 - 55 lm/W soit 510 lm/ml pour un ruban de 10 w/ml - SMD 3014 - 240 leds /ml

### Caractéristiques

Linéaire flexible - 120 LED / m - 10 w / m max.

Résistance à la charge : 1.6 t

Protection IP: IP 67 Protection IK : IK 10 (ensemble profil + diffuseur)

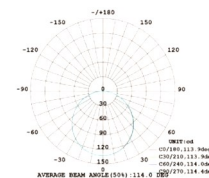
Matériaux : PMMA

Alimentation : DC 24V

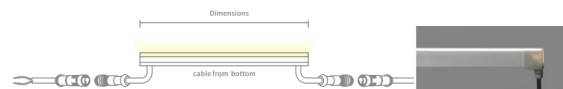
IRC > 80

Angle de diffusion : 110 °

### Courbes photométriques



### Connexion



### Accessoires



EPOXY ADHESIVE



Stainless steel mounting clip  
Self-tapping screws



Stainless steel mounting clip  
Self-tapping screws



End cap PC white



### Fabrication sur mesure possible

| Dimensions | Inch      | Input Voltage | Max Power |
|------------|-----------|---------------|-----------|
| 1000(mm)   | 39.4(in)  | 24V           | 15W       |
| 3000(mm)   | 118.1(in) | 24V           | 45W       |
| 5000(mm)   | 196.9(in) | 24V           | 75W       |
| 10000(mm)  | 393.7(in) | 24V           | 150W      |

Customized length is available on request.  
LEDs we used are 3step, and CRI>80, CRI>90 is available by order.



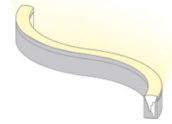


# Profils aluminium



**REGARD**  
SOLUTION LED

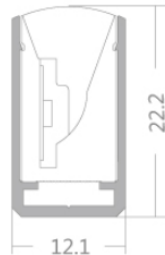
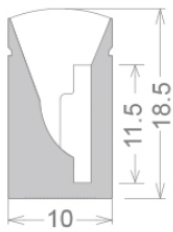
**LT-2501AP**



**Dimensions:**

Diffuseur

Diffuseur + profil



**Diffuseur PMMA:**

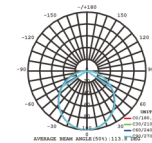


| Dimensions (mm)            | Puissance max /ml              | Opale       | Laiteux | Givré | Transparent | lentilles |
|----------------------------|--------------------------------|-------------|---------|-------|-------------|-----------|
| <b>18.50 x 10.0 mm</b>     | <b>10 w</b>                    | ✓           |         |       |             |           |
| <b>PMMA / PC diffuseur</b> | <b>Transmission de lumière</b> | <b>40 %</b> |         |       |             |           |

Rendement lumineux 3000 K : 51.9 lm/W soit 519 lm/ml pour un ruban de 10 w/ml - SMD 2835 - 120 leds/ml

Rendement lumineux 4000 K : 49.5 lm/W soit 495 lm/ml pour un ruban de 10 w/ml - SMD 2835 - 120 leds/ml

Rendement lumineux Bi couleur 2400 - 6500 K : 47 - 55 lm/W soit 510 lm/ml pour un ruban de 10 w/ml - SMD 3014 - 240 leds /ml



**Caractéristiques**

Linéaire flexible - 120 LED / m - 10 w / m max.

Résistance à la charge : 1.6 t

Protection IP: IP 67 Protection IK : IK 10 (ensemble profil + diffuseur)

Matériaux : PMMA

Alimentation : DC 24V

IRC > 80

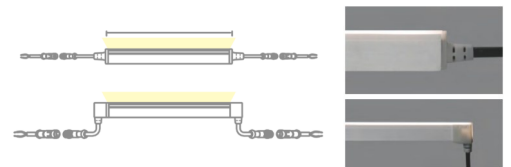
Angle de diffusion : 110°

**Accessoires**



**Courbes photométriques**

**Connexions**



**Fabrication sur mesure possible**

| Dimensions | Inch      | Input Voltage | Max Power |
|------------|-----------|---------------|-----------|
| 1000(mm)   | 39.4(in)  | 24V           | 10W       |
| 2000(mm)   | 78.7(in)  | 24V           | 20W       |
| 3000(mm)   | 118.1(in) | 24V           | 30W       |
| 4000(mm)   | 157.4(in) | 24V           | 40W       |
| 5000(mm)   | 196.9(in) | 24V           | 50W       |
| 6000(mm)   | 236.2(in) | 24V           | 60W       |
| 7000(mm)   | 275.5(in) | 24V           | 70W       |
| 8000(mm)   | 314.9(in) | 24V           | 80W       |
| 9000(mm)   | 354.3(in) | 24V           | 90W       |
| 10000(mm)  | 393.7(in) | 24V           | 100W      |

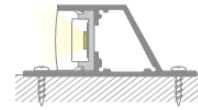


**REGARD**  
SOLUTION LED

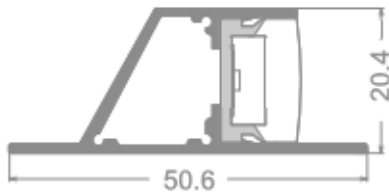
## Profils aluminium

# LT-1601-2

< 10 w/m



### Profil:




### Diffuseur PMMA:



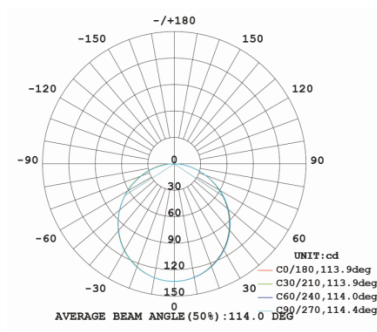
| Dimensions (mm)     | Largeur max de ruban    | Opale | Laiteux | Givré | Transparent | lentilles |
|---------------------|-------------------------|-------|---------|-------|-------------|-----------|
| 50.6 x 20.4 mm      | 10 mm                   | ✓     |         |       |             |           |
| PMMA / PC diffuseur | Transmission de lumière | 40 %  |         |       |             |           |

### Connexion :

IP rating: IP67  
Maximum 10W/m  
UV resistance  
Maximum stand weight: 16.4kN



### Courbe photométrique :



### Fabrication sur mesure possible :

#### Data

| Model | Dimensions (mm) | Inch (in) | Input Voltage (V) | Max Power (w) |
|-------|-----------------|-----------|-------------------|---------------|
|       | 300             | 11.8      | 24                | 3             |
|       | 500             | 19.6      | 24                | 5             |
|       | 600             | 23.6      | 24                | 6             |
|       | 1000            | 39.4      | 24                | 10            |
|       | 1200            | 47.2      | 24                | 12            |
|       | 1500            | 59.0      | 24                | 15            |

Customized length is available on request.  
LEDs we used are 3step, and CRI> 80, CRI>90 is available by order.



**REGARD**  
SOLUTION LED

## Profils aluminium encastré

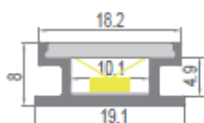
**LT - AA**

< 14.4 w/m

120°



### Profil aluminium:



### Diffuseur PMMA:



| Dimensions (mm)     | Largeur max de ruban    | Opale  | Laiteux | Givré | Transparent | lentilles |
|---------------------|-------------------------|--------|---------|-------|-------------|-----------|
| 19.1 x 8 mm         | 10 mm                   | ✓      |         |       |             |           |
| PMMA / PC diffuseur | Transmission de lumière | > 50 % |         |       |             |           |




Embout d'extrémité


LT-AA-EXT



Clip de fixation

LT-AA-CLIP



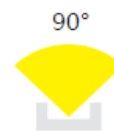


**REGARD**  
SOLUTION LED

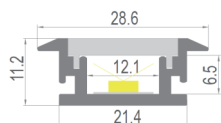
## Profils aluminium encastré

**LT - AB**

< 14.4 w/m



### Profil aluminium:



### Diffuseur PMMA:



| Dimensions (mm)     | Largeur max de ruban    | Opale  | Laiteux | Givré | Transparent | lentilles |
|---------------------|-------------------------|--------|---------|-------|-------------|-----------|
| 28.6 x 11.2 mm      | 12                      | ✓      |         |       |             |           |
| PMMA / PC diffuseur | Transmission de lumière | > 50 % |         |       |             |           |



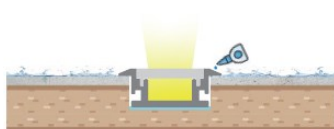
Embout d'extrémité

LT-AB-EXT



Clip de fixation

LT-AB-CLIP





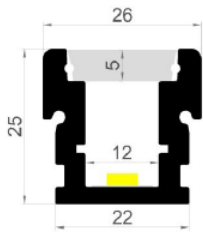
**REGARD**  
SOLUTION LED

## Profils aluminium encastré


**LT - AF1**



### Profil aluminium:



### Diffuseur PMMA:




| Dimensions (mm)     | Largeur max de ruban    | Opale | Laiteux | Givré | Transparent | lentilles |
|---------------------|-------------------------|-------|---------|-------|-------------|-----------|
| 26 x 25             | 12 mm                   | ✓     | ✓       | ✓     | ✓           |           |
| PMMA / PC diffuseur | Transmission de lumière | 70 %  | 80 %    | 85 %  | 92 %        |           |

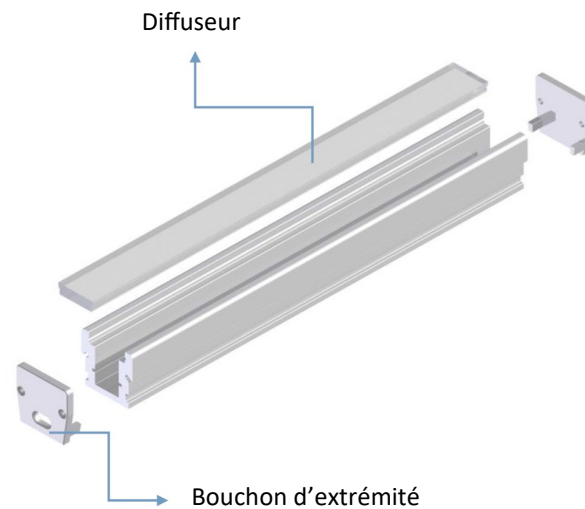
### Embouts d'extrémité:



**LT-AF1-EXT**



### Principe d'assemblage :



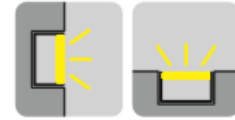


# Profils aluminium


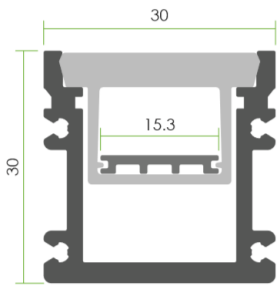


## LT-AF2

< 19.2 w/m



### Profil aluminium:




### Diffuseur PMMA:




| Dimensions (mm)     | Largeur max de ruban    | Opale | Laiteux | Givré | Transparent | lentilles |
|---------------------|-------------------------|-------|---------|-------|-------------|-----------|
| 30 x 30 mm          | 15.3 mm                 | ✓     |         |       |             |           |
| PMMA / PC diffuseur | Transmission de lumière | 40 %  |         |       |             |           |


### Accessoires:



|                      |             |
|----------------------|-------------|
| Profil aluminium     | LT-AF2-PRO  |
| Support ruban alu    | LT-AF2-SUP  |
| Embout extrémité alu | LT-AF2-EXT1 |
| Embout extrémité PU  | LT-AF2-EXT2 |



|          |            |
|----------|------------|
| Difuseur | LT-AF2-DIF |
|----------|------------|





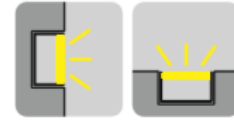
# Profils aluminium




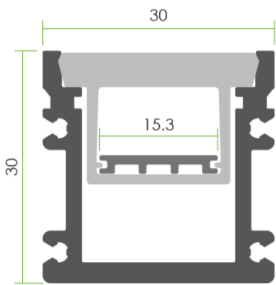
## LT-AF2

**REGARD**  
SOLUTION LED


< 19.2 w/m



### Profil aluminium:


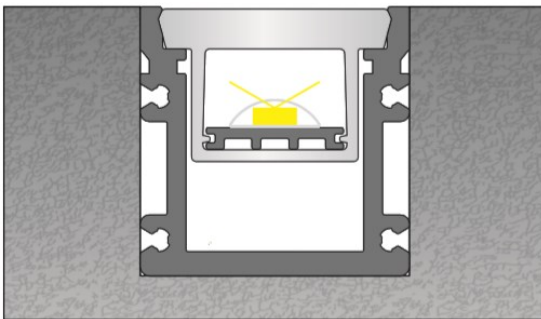


### Diffuseur PMMA:

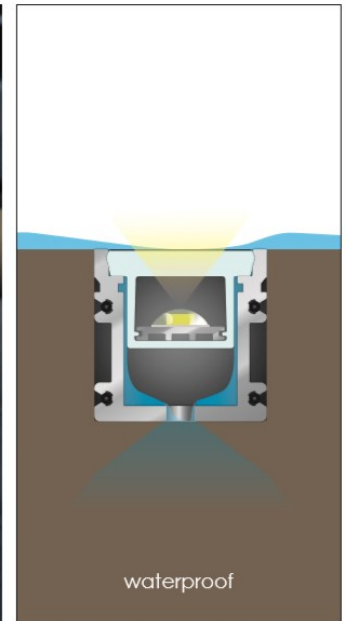



| Dimensions (mm)     | Largeur max de ruban    | Opale | Laiteux | Givré | Transparent | lentilles |
|---------------------|-------------------------|-------|---------|-------|-------------|-----------|
| 30 x 30 mm          | 15.3 mm                 | ✓     |         |       |             |           |
| PMMA / PC diffuseur | Transmission de lumière | 40 %  |         |       |             |           |

### Schéma de principe d'encastrement :



### Installation étanche IP 67 :





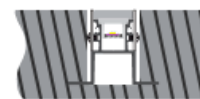
# Profils aluminium



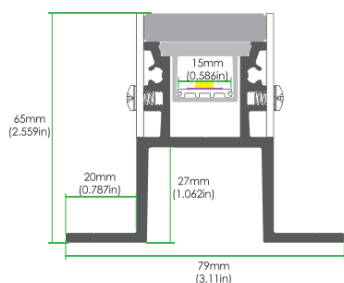
**REGARD**  
SOLUTION LED

< 19.2 w/m

**LT-AF3**



## Profil aluminium:




## Diffuseur PMMA:



| Dimensions (mm)            | Largeur max de ruban           | Opale       | Laiteux | Givré | Transparent | lentilles |
|----------------------------|--------------------------------|-------------|---------|-------|-------------|-----------|
| <b>30 x 30 mm</b>          | <b>15.3 mm</b>                 | ✓           |         |       |             |           |
| <b>PMMA / PC diffuseur</b> | <b>Transmission de lumière</b> | <b>40 %</b> |         |       |             |           |

## Accessoires:



Profil aluminium

**LT-AF3-JOU**



Support ruban alu

**LT-AF2-SUP**



Embout extrémité alu

**LT-AF2-EXT1**



Embout extrémité PU

**LT-AF2-EXT2**



Difuseur

**LT-AF2-DIF**



Support ruban alu

**LT-AF3-VER**



Embout extrémité alu

**LT-AF3-RAC**





Profils aluminium

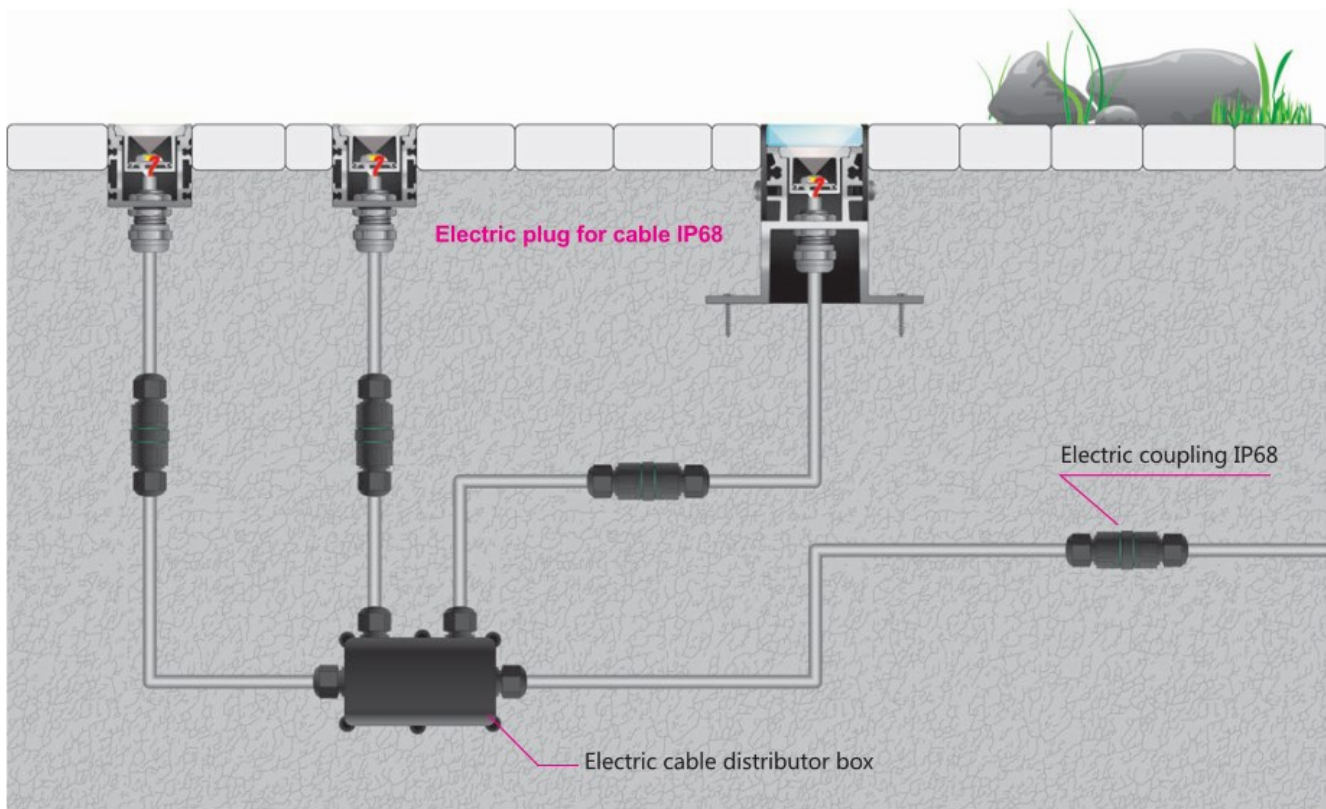


LT-AF3



REGARD SOLUTION LED

< 19.2 w/m











REGARD  
SOLUTION LED

# Sommaire

Profils aluminium encastré type trimless



Profils aluminium pour rubans

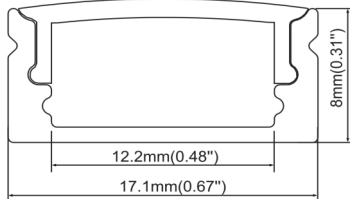
Ambiance

10



**REGARD**  
SOLUTION LED

**Profil aluminium:**



Profil aluminium en saillie

**LT-LP002-R**

< w/m



| Dimensions (mm)     | Largeur max de ruban    | Opale | Laiteux | Givré | Transparent | lentilles |
|---------------------|-------------------------|-------|---------|-------|-------------|-----------|
| 17.10 x 8.00 mm     | 12 mm                   |       |         |       |             |           |
| PMMA / PC diffuseur | Transmission de lumière |       |         |       |             |           |

**Accessoires :**

Extruded aluminum



Anod. aluminum



white



Black



IP20

LT-LP002-R-EXT



Extrémités

LT-LP002-R-CLIP



Clips métal

LT-LP002-R-C90



Connecteur 90°

LT-LP002-R-C180



Connecteur 180°

**Diffuseurs :**




PMMA opal matte  
PMMA semi-clear  
PMMA clear  
PC diffused



Black PC



Extrémités



## Profil aluminium d'angle

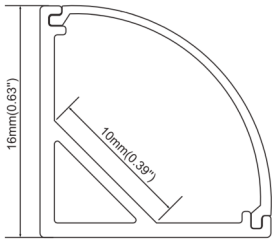


**REGARD**  
SOLUTION LED

< w/m


**LT-LP006**

### Profil aluminium:



| Dimensions (mm)     | Largeur max de ruban    | Opale | Laiteux | Givré | Transparent | lentilles |
|---------------------|-------------------------|-------|---------|-------|-------------|-----------|
| 16.00 x 16.00 mm    | 10 mm                   |       |         |       |             |           |
| PMMA / PC diffuseur | Transmission de lumière |       |         |       |             |           |

### Extruded aluminum



### Accessoires :

LT-LP006-EXT



Extrémités

LT-LP006-CLIP




Clips métal

### Diffuseurs :



PMMA opal matte  
PMMA semi-clear  
PC diffused





Profil aluminium en saillie



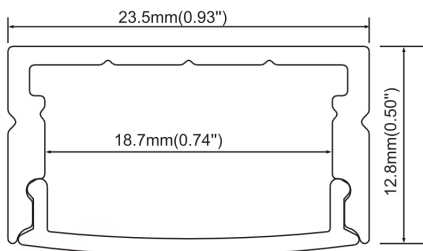
# LT-LP014-R

**REGARD**  
SOLUTION LED

< w/m



**Profil aluminium:**



| Dimensions (mm)            | Largeur max de ruban           | Opale | Laiteux | Givré | Transparent | lentilles |
|----------------------------|--------------------------------|-------|---------|-------|-------------|-----------|
| <b>23.50 x 12.80 mm</b>    | <b>18 mm</b>                   |       |         |       |             |           |
| <b>PMMA / PC diffuseur</b> | <b>Transmission de lumière</b> |       |         |       |             |           |

Extruded aluminum




Anod. aluminum



white



Black



IP20

**Accessoires :**

LT-LP014-R-EXT



Extrémités

LT-LP014-R-CLIP



Clips métal

**Diffuseurs :**



- PMMA opal matte
- PMMA semi-clear
- PMMA clear
- PC diffused



Black PC






**REGARD**  
SOLUTION LED

Profil aluminium encastré type trimless

**LT-LP3030-R**

< 20 w/m



| Dimensions (mm)     | Largeur max de ruban    | Opale | Laiteux | Givré | Transparent | lentilles |
|---------------------|-------------------------|-------|---------|-------|-------------|-----------|
| 30 x 30 mm          | 15.3 mm                 |       |         |       |             |           |
| PMMA / PC diffuseur | Transmission de lumière |       |         |       |             |           |

Accessoires

LT-LP3030-R-EXT



Extrémités

LT-LP3030-R-EC




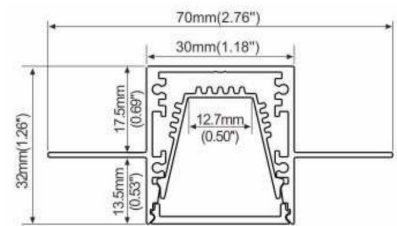
Equerres de connexion 90°

LT-LP3030-R-ED



Equerres droites

Profil aluminium:






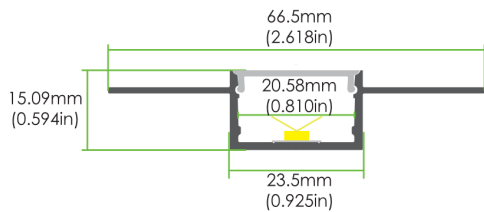
aluminium encastré type trimless



# LT-CT4

**REGARD**  
SOLUTION LED

**Profil aluminium:**



| Dimensions (mm)     | Largeur max de ruban    | Opale | Laiteux | Givré | Transparent | lentilles |
|---------------------|-------------------------|-------|---------|-------|-------------|-----------|
| 66.5 x 15.1 mm      | 17 mm                   | ✓     | ✓       | ✓     | ✓           |           |
| PMMA / PC diffuseur | Transmission de lumière | 52 %  | 63 %    | 75 %  | 92 %        |           |

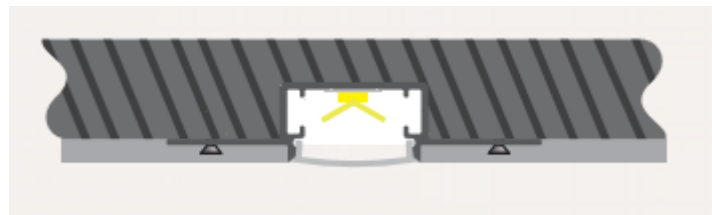
**Accessoires**

LT-CT4-EXT



Extrémités

**Principe de mise en œuvre :**






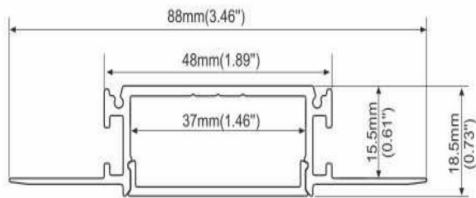
aluminium encastré type trimless



# LT-LP081-R

**REGARD**  
SOLUTION LED

Profil aluminium:



| Dimensions (mm)     | Largeur max de ruban    | Opale | Laiteux | Givré | Transparent | lentilles |
|---------------------|-------------------------|-------|---------|-------|-------------|-----------|
| <b>88 x 18.5 mm</b> | <b>15 mm</b>            |       |         |       |             |           |
| PMMA / PC diffuseur | Transmission de lumière |       |         |       |             |           |

Accessoires

LT-LP081-R-EXT



Extrémités

LT-LP081-R-ED



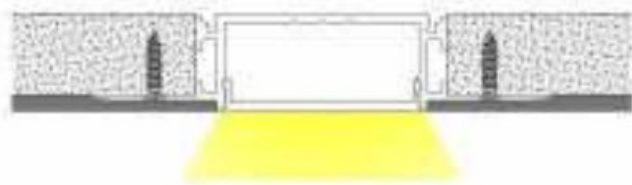
Equerres droites

LT-LP081-R-EC



Equerres de connexion 90°

Principe de mise en œuvre :



Exemples :



Connecteur externe 90°



Connecteur interne 90°



Connecteur en L





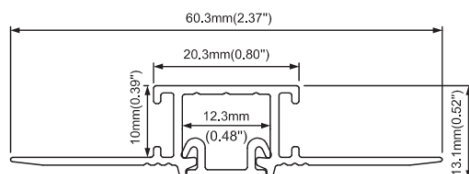
aluminium encastré type trimless



REGARD

SOLUTION LED

**Profil aluminium:**



| Dimensions (mm)       | Largeur max de ruban    | Opale       | Laiteux | Givré | Transparent | lentilles |
|-----------------------|-------------------------|-------------|---------|-------|-------------|-----------|
| <b>60.5 x 13.1 mm</b> | <b>12 mm</b>            | ✓           |         |       |             |           |
| PMMA / PC diffuseur   | Transmission de lumière | <b>52 %</b> |         |       |             |           |

**Accessoires:**

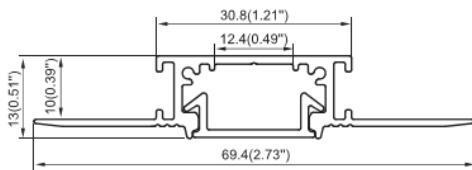
|  |  |
|--|--|
|  | Bouchon extrémité<br><b>LT-LP171-EXT</b>         |
|  | PC diffuseur OPAL<br><b>LT-LP171-OP</b>          |
|  | PC diffuseur BLACK<br><b>LT-LP171-BK</b>         |
|  | Connecteur 90° Horizontal<br><b>LT-LP171-90H</b> |
|  | Connecteur 90° Vertical<br><b>LT-LP171-90V</b>   |
|  | Connecteur 180°<br><b>LT-LP171-180</b>           |





**REGARD**  
SOLUTION LED

**Profil aluminium:**



aluminium encastré type trimless


**LT-LP156**



| Dimensions (mm)     | Largeur max de ruban    | Opale | Laiteux | Givré | Transparent | lentilles |
|---------------------|-------------------------|-------|---------|-------|-------------|-----------|
| 69.4 x 13 mm        | 12 mm                   | ✓     |         |       |             |           |
| PMMA / PC diffuseur | Transmission de lumière | 52 %  |         |       |             |           |

**Accessoires:**

|  |  |
|--|--|
|  | Bouchon extrémité<br><b>LT-LP156-EXT</b>         |
|  | PC diffuseur OPAL<br><b>LT-LP156-OP</b>          |
|  | PC diffuseur BLACK<br><b>LT-LP156-BK</b>         |
|  | Connecteur 90° Horizontal<br><b>LT-LP156-90H</b> |
|  | Connecteur 90° Vertical<br><b>LT-LP156-90V</b>   |
|  | Connecteur 180°<br><b>LT-LP156-180</b>           |






aluminium encastré type trimless

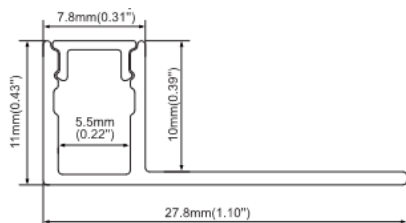


REGARD  
SOLUTION LED

# LT-LP130



### Profil aluminium:



| Dimensions (mm)     | Largeur max de ruban    | Opale | Laiteux | Givré | Transparent | lentilles |
|---------------------|-------------------------|-------|---------|-------|-------------|-----------|
| 11 x 27.8 mm        | 5 mm                    |       |         | ✓     | ✓           |           |
| PMMA / PC diffuseur | Transmission de lumière |       |         | 77 %  | 94 %        |           |

### Accessoires

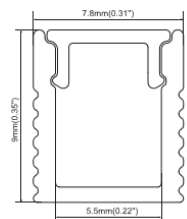
#### LT-LP130-EXT





**REGARD**  
SOLUTION LED

Profil aluminium:



aluminium encastré type trimless


**LT-LP073**



| Dimensions (mm)     | Largeur max de ruban    | Opale | Laiteux | Givré | Transparent | lentilles |
|---------------------|-------------------------|-------|---------|-------|-------------|-----------|
| 9 x 7.8 mm          | 5 mm                    |       |         | ✓     | ✓           |           |
| PMMA / PC diffuseur | Transmission de lumière |       |         | 77 %  | 94 %        |           |

Accessoires

LT-LP073-EXT

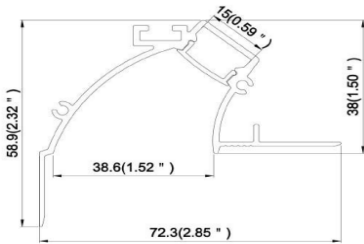




**REGARD**

SOLUTION LED


Profil aluminium:



Profil aluminium type trimless

**LT-LP127-R**

< w/m



| Dimensions (mm)         | Largeur max de ruban    | Opale | Laiteux | Givré | Transparent | lentilles |
|-------------------------|-------------------------|-------|---------|-------|-------------|-----------|
| <b>72.30 x 58.90 mm</b> | <b>14 mm</b>            |       |         |       |             |           |
| PMMA / PC diffuseur     | Transmission de lumière |       |         |       |             |           |

Accessoires:

Extruded aluminum



white



IP20

LT-LP127-R-EXT



Extrémités

LT-LP127-R-ED



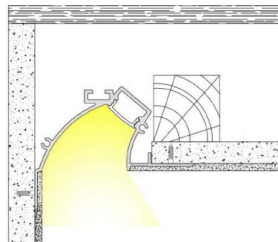
Equerres droites

LT-LP127-R-EC



Equerres de connexion 90°

Principe de mise en œuvre :





Profil aluminium type trimless


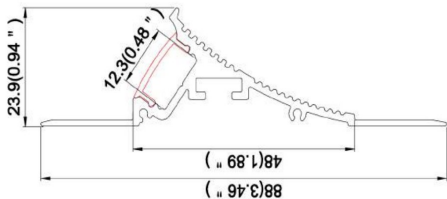


# LT-LP128-R

**REGARD**  
SOLUTION LED

< w/m

Profil aluminium:



| Dimensions (mm)     | Largeur max de ruban    | Opale | Laiteux | Givré | Transparent | lentilles |
|---------------------|-------------------------|-------|---------|-------|-------------|-----------|
| 88.00 x 23.70 mm    | 12 mm                   |       |         |       |             |           |
| PMMA / PC diffuseur | Transmission de lumière |       |         |       |             |           |

Accessoires :

Extruded aluminum



white



LT-LP128-R-EXT



Extrémités

LT-LP128-R-ED




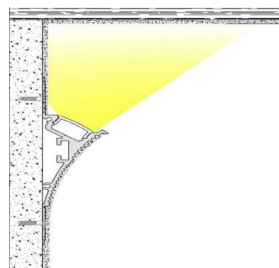
Equerres droites

LT-LP128-R-EC



Equerres de connexion 90°

Principe de mise en œuvre :



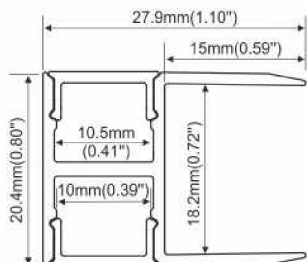
Extrémités



REGARD

SOLUTION LED

Profil aluminium:



Profil aluminium

LT-LP180

< w/m



| Dimensions (mm)     | Largeur max de ruban    | Opale | Laiteux | Givré | Transparent | lentilles |
|---------------------|-------------------------|-------|---------|-------|-------------|-----------|
| 27.90 x 20.40 mm    | 10 mm                   |       |         |       |             |           |
| PMMA / PC diffuseur | Transmission de lumière |       |         |       |             |           |

Extruded aluminum



Anod. aluminum



white



Black



IP20

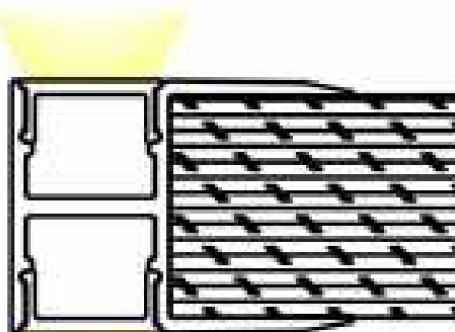
Accessoires :

LT-LP180-EXT



Extrémités

Principe de mise en œuvre :

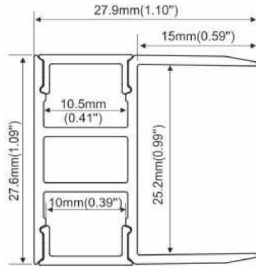




REGARD

SOLUTION LED


Profil aluminium:



Profil aluminium

**LT-LP181**

< w/m



| Dimensions (mm)            | Largeur max de ruban           | Opale | Laiteux | Givré | Transparent | lentilles |
|----------------------------|--------------------------------|-------|---------|-------|-------------|-----------|
| <b>27.90 x 27.60 mm</b>    | <b>10 mm</b>                   |       |         |       |             |           |
| <b>PMMA / PC diffuseur</b> | <b>Transmission de lumière</b> |       |         |       |             |           |

Extruded aluminum



Anod. aluminum



white



Black



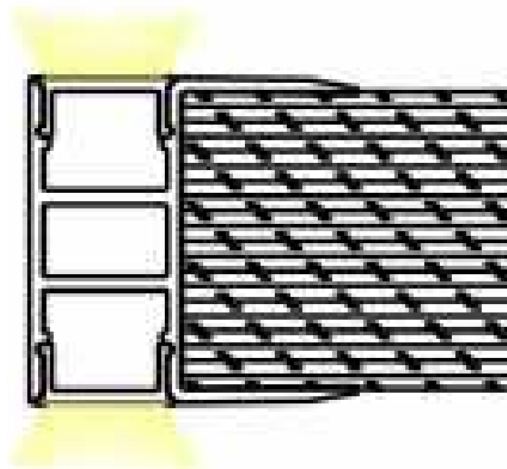
Accessoires :

LT-LP181-EXT



Extrémités

Principe de mise en œuvre :







Profil aluminium type trimless



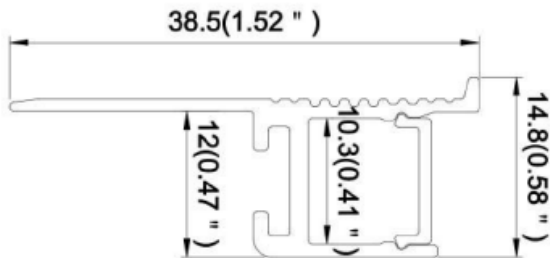
# LT-LP185

REGARD

< w/m

SOLUTION LED

Profil aluminium:



| Dimensions (mm)     | Largeur max de ruban    | Opale | Laiteux | Givré | Transparent | lentilles |
|---------------------|-------------------------|-------|---------|-------|-------------|-----------|
| 14.80 x 38.50 mm    | 10 mm                   |       |         |       |             |           |
| PMMA / PC diffuseur | Transmission de lumière |       |         |       |             |           |

Accessoires :

Extruded aluminum



Anod. aluminum



white



Black



LT-LP185-EXT



Extrémités

LT-LP185-ED



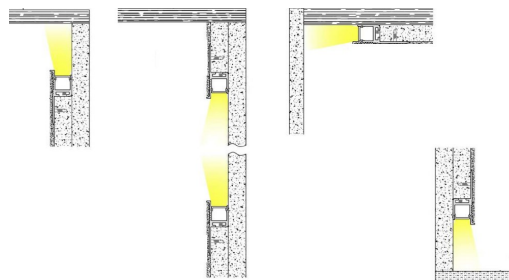
Equerres droites

LT-LP185-EC



Equerres de connexion 90°

Principe de mise en œuvre :





Profil aluminium type trimless

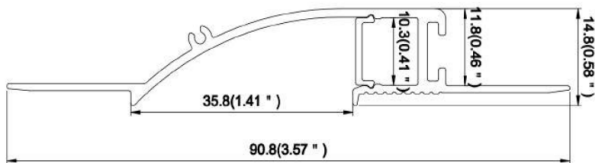


# LT-LP186

**REGARD**  
SOLUTION LED

< w/m


Profil aluminium:



| Dimensions (mm)     | Largeur max de ruban    | Opale | Laiteux | Givré | Transparent | lentilles |
|---------------------|-------------------------|-------|---------|-------|-------------|-----------|
| 90.80 x 14.80 mm    | 10 mm                   |       |         |       |             |           |
| PMMA / PC diffuseur | Transmission de lumière |       |         |       |             |           |

Accessoires :

Extruded aluminum



**LT-LP186-EXT**



Extrémités

**LT-LP186-ED**



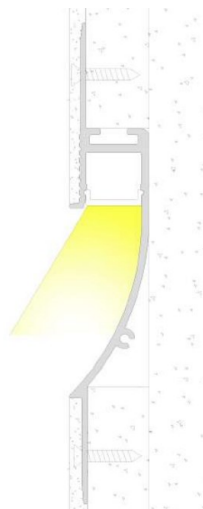
Equerres droites

**LT-LP186-EC**



Equerres de connexion 90°

Principe de mise en œuvre :






Profil aluminium type trimless



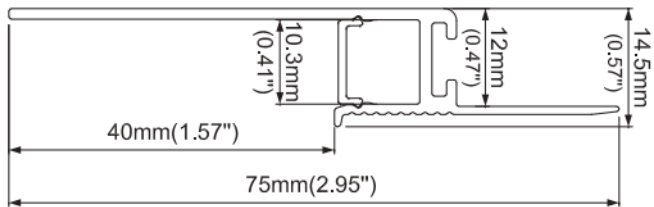
# LT-LP187

**REGARD**  
SOLUTION LED

< w/m




Profil aluminium:




| Dimensions (mm)     | Largeur max de ruban    | Opale | Laiteux | Givré | Transparent | lentilles |
|---------------------|-------------------------|-------|---------|-------|-------------|-----------|
| 14.50 x 75 mm       | 10 mm                   |       |         |       |             |           |
| PMMA / PC diffuseur | Transmission de lumière |       |         |       |             |           |

Accessoires :

Extruded aluminum



**LT-LP187-EXT**



Extrémités

**LT-LP187-ED**



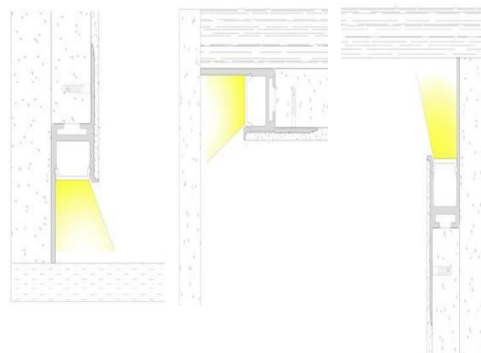
Equerres droites

**LT-LP187-EC**



Equerres de connexion 90°

Principe de mise en œuvre :





**REGARD**  
SOLUTION LED

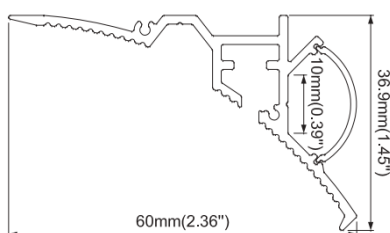
Profil aluminium

**LT-LP189**

< w/m



Profil aluminium:



| Dimensions (mm)     | Largeur max de ruban    | Opale | Laiteux | Givré | Transparent | lentilles |
|---------------------|-------------------------|-------|---------|-------|-------------|-----------|
| 36.90 x 60 mm       | 10 mm                   |       |         |       |             |           |
| PMMA / PC diffuseur | Transmission de lumière |       |         |       |             |           |

Accessoires :

LT-LP189-EXT



Extrémités

LT-LP189-ED



Equerres droites

LT-LP189-EC



Equerres de connexion 90°

Extruded aluminum



Anod. aluminum



white

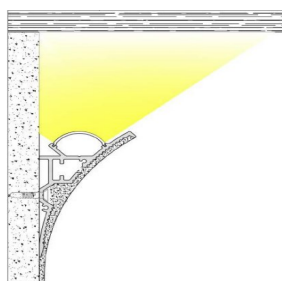


Black



IP20

Principe de mise en œuvre :



Extrémités



**REGARD**  
SOLUTION LED

Profil aluminium d'angle

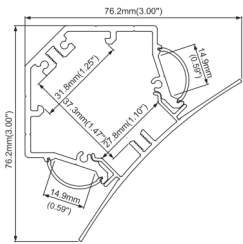


**LT-LP190**

< w/m




Profil aluminium:



| Dimensions (mm)     | Largeur max de ruban    | Opale | Laiteux | Givré | Transparent | lentilles |
|---------------------|-------------------------|-------|---------|-------|-------------|-----------|
| 76.20 x 76.20 mm    | 14 mm                   |       |         |       |             |           |
| PMMA / PC diffuseur | Transmission de lumière |       |         |       |             |           |

Extruded aluminum




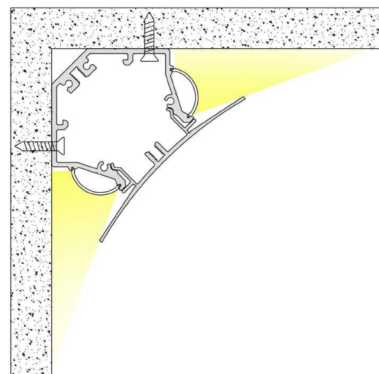
Accessoires :

**LT-LP190-EXT**



Extrémités

Principe de mise en œuvre :



Extrémités



# Profil aluminium d'angle



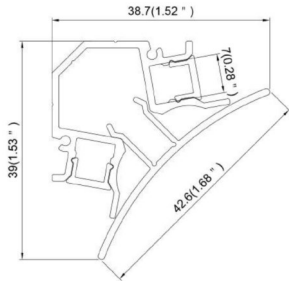
## LT-LP191

REGARD

SOLUTION LED


### Profil aluminium:

< w/m



| Dimensions (mm)     | Largeur max de ruban    | Opale | Laiteux | Givré | Transparent | lentilles |
|---------------------|-------------------------|-------|---------|-------|-------------|-----------|
| 36.90 x 60.00 mm    | 7 mm                    |       |         |       |             |           |
| PMMA / PC diffuseur | Transmission de lumière |       |         |       |             |           |

### Extruded aluminum



### Accessoires :

#### LT-LP191-EXT




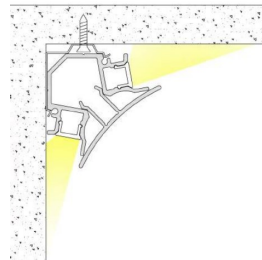
Extrémités

#### LT-LP191-EC




Connecteur 90°

### Principe de mise en œuvre :

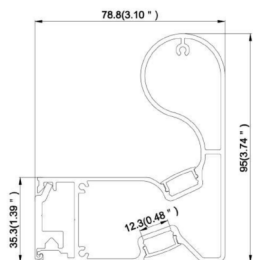


Extrémités



**REGARD**  
SOLUTION LED

Profil aluminium:



Profil aluminium

**LT-LP192**

< w/m



| Dimensions (mm)     | Largeur max de ruban    | Opale | Laiteux | Givré | Transparent | lentilles |
|---------------------|-------------------------|-------|---------|-------|-------------|-----------|
| 78.8 x 95.00 mm     | 12 mm                   |       |         | ✓     |             |           |
| PMMA / PC diffuseur | Transmission de lumière |       |         | 78 %  |             |           |

Accessoires :

LT-LP192-EXT



Extrémités

Extruded aluminum



Anod. aluminum



white

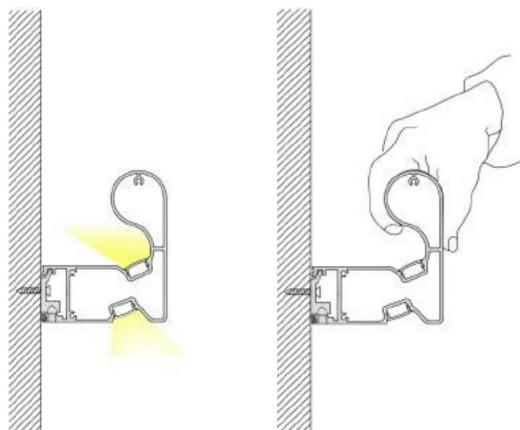
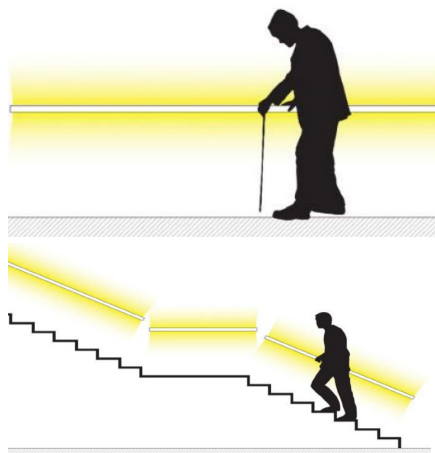


Black



IP20

Principe de mise en œuvre :



Extrémités



# Profil aluminium d'angle



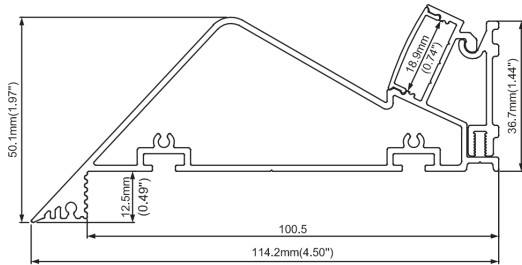
## LT-LP193

REGARD

SOLUTION LED

Profil aluminium:

< w/m



| Dimensions (mm)            | Largeur max de ruban           | Opale | Laiteux | Givré | Transparent | lentilles |
|----------------------------|--------------------------------|-------|---------|-------|-------------|-----------|
| <b>114.20 x 50.10 mm</b>   | <b>18 mm</b>                   |       |         |       |             |           |
| <b>PMMA / PC diffuseur</b> | <b>Transmission de lumière</b> |       |         |       |             |           |

### Accessoires :

LT-LP193-EXT



Extrémités

LT-LP193-ED




Equerres droites

LT-LP193-EC

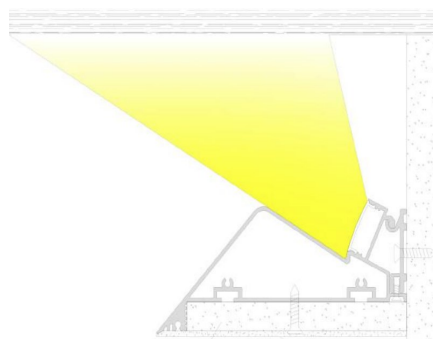


Equerres de connexion 90°

Extruded aluminum



### Principe de mise en œuvre :



Extrémités





# Profil aluminium d'angle


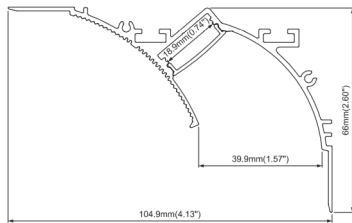


**REGARD**  
SOLUTION LED

< w/m

**LT-LP194**

Profil aluminium:



| Dimensions (mm)     | Largeur max de ruban    | Opale | Laiteux | Givré | Transparent | lentilles |
|---------------------|-------------------------|-------|---------|-------|-------------|-----------|
| 104.60 x 66.00 mm   | 18 mm                   |       |         |       |             |           |
| PMMA / PC diffuseur | Transmission de lumière |       |         |       |             |           |

Accessoires :

LT-LP194-EXT



Extrémités

LT-LP194-ED




Equerres droites

LT-LP194-EC




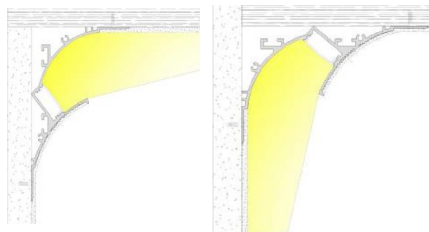


Equerres de connexion 90°

Extruded aluminum



Principe de mise en œuvre :



Extrémités



**REGARD**  
SOLUTION LED

Profil aluminium

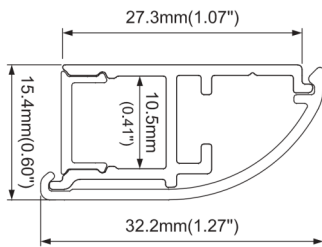


**LT-LP195**

< w/m



Profil aluminium:



| Dimensions (mm)            | Largeur max de ruban           | Opale | Laiteux | Givré | Transparent | lentilles |
|----------------------------|--------------------------------|-------|---------|-------|-------------|-----------|
| <b>15.40 x 32.20 mm</b>    | <b>10 mm</b>                   |       |         |       |             |           |
| <b>PMMA / PC diffuseur</b> | <b>Transmission de lumière</b> |       |         |       |             |           |

Accessoires :

LT-LP195-EXT



Extrémités

LT-LP195-ED




Equerres droites

LT-LP195-EC

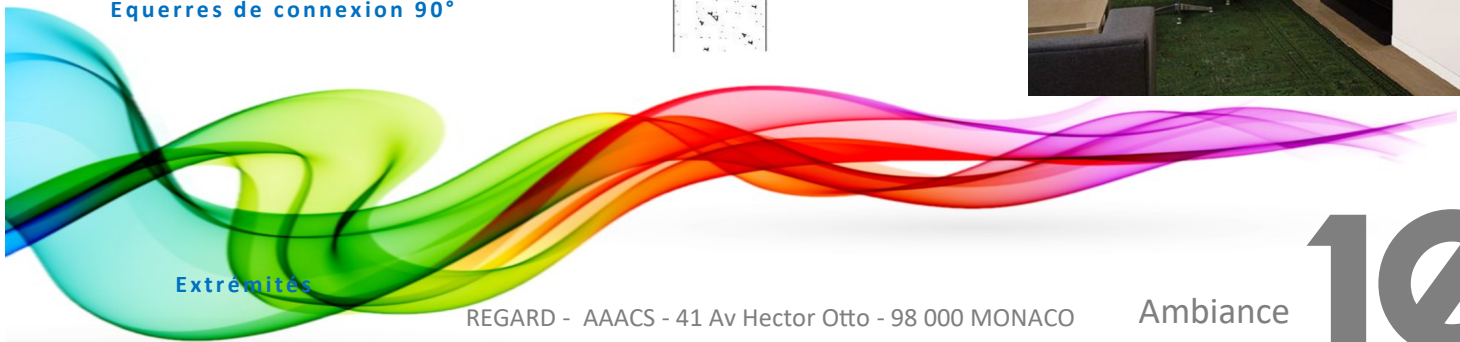

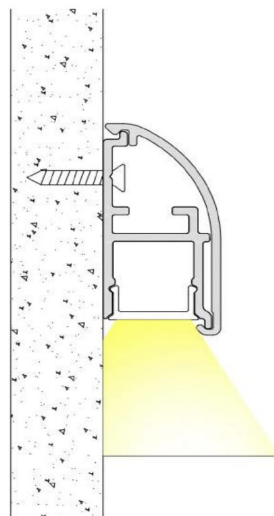


Equerres de connexion 90°

Extruded aluminum



Principe de mise en œuvre :

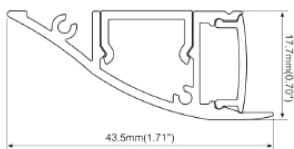


Extrémités



**REGARD**  
SOLUTION LED

**Profil aluminium:**



Profil aluminium

**LT-LP062**



| Dimensions (mm)     | Largeur max de ruban    | Opale | Laiteux | Givré | Transparent | lentilles |
|---------------------|-------------------------|-------|---------|-------|-------------|-----------|
| 43.5 x 17.7 mm      | 12 mm                   |       |         | ✓     |             |           |
| PMMA / PC diffuseur | Transmission de lumière |       |         | 78 %  |             |           |

**Accessoires :**

LT-LP062-EXT



Extrémités

Extruded aluminum



Anod. aluminum




white



Black



**Principe de mise en œuvre :**



Extrémités




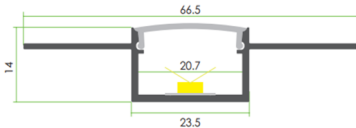
**REGARD**  
SOLUTION LED

aluminium encastré type trimless


**LT-SP1**



Profil aluminium:




Diffuseur PMMA:




| Dimensions (mm)     | Largeur max de ruban    | Opale | Laiteux | Givré | Transparent | lentilles |
|---------------------|-------------------------|-------|---------|-------|-------------|-----------|
| 64 x 9.8            | 20 mm                   | ✓     |         | ✓     | ✓           |           |
| PMMA / PC diffuseur | Transmission de lumière | 70 %  |         | 85 %  | 92 %        |           |

Embouts d'extrémité:



**LT-SP1-EXT**

Principe de mise en œuvre :





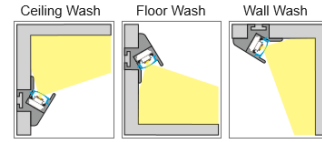
# Profils aluminium pour angle



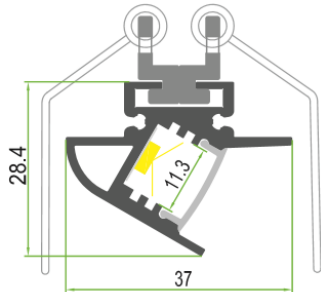
**REGARD**  
SOLUTION LED

< 19.2 w/m


## LT-AW6



### Profil aluminium:



### Diffuseur PMMA:



| Dimensions (mm)     | Largeur max de ruban    | Opale | Laiteux | Givré | Transparent | lentilles |
|---------------------|-------------------------|-------|---------|-------|-------------|-----------|
| 37 x 28.4 mm        | 10.7 mm                 | ✓     | ✓       | ✓     | ✓           |           |
| PMMA / PC diffuseur | Transmission de lumière | 52 %  | 64 %    | 81 %  | 93 %        |           |

### Accessoires:



Clip de fixation

**LT-AW6-CLIP**



Embout d'extrémité

**LT-AW6-EXT**

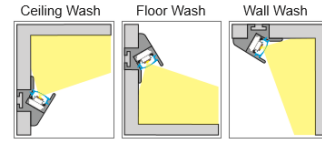


**REGARD**  
SOLUTION LED

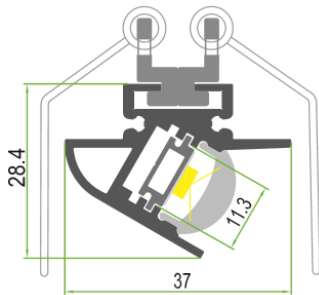
## Profils aluminium pour angle

**LT-AW6-D**


< 19.2 w/m



### Profil aluminium:



### Diffuseur PMMA:



| Dimensions (mm)     | Largeur max de ruban    | Opale | Laiteux | Givré | Transparent | lentilles |
|---------------------|-------------------------|-------|---------|-------|-------------|-----------|
| 37 x 28.4 mm        | 10.7 mm                 | ✓     |         | ✓     | ✓           |           |
| PMMA / PC diffuseur | Transmission de lumière | 45 %  |         | 95 %  | 109 %       |           |

### Accessoires:



Clip de fixation

**LT-AW6-CLIP**



Embout d'extrémité







**LT-AW6-EXT**



REGARD  
SOLUTION LED

# Sommaire

Profils aluminium en applique



Profils aluminium pour rubans

Ambiance

10



# Profil aluminium applique

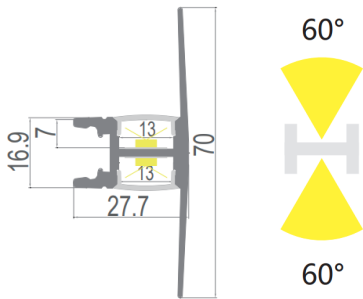


## LT - AW2


**REGARD**  
SOLUTION LED

< 14.4 W/m

### Profil aluminium:



### Diffuseur PMMA:



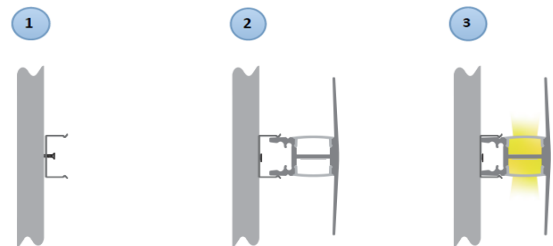
| Dimensions (mm)     | Largeur max de ruban    | Opale | Laiteux | Givré | Transparent | lentilles |
|---------------------|-------------------------|-------|---------|-------|-------------|-----------|
| 70 mm x 27.5 mm     | 12 mm                   | ✓     | ✓       | ✓     | ✓           |           |
| PMMA / PC diffuseur | Transmission de lumière | 52 %  | 65 %    | 81 %  | 95 %        |           |

### Accessoires:



|                    |
|--------------------|
| Embout d'extrémité |
| <b>LT-AW8-EXT</b>  |
| Clip de fixation   |
| <b>LT-AW8-CLIP</b> |

### Montage







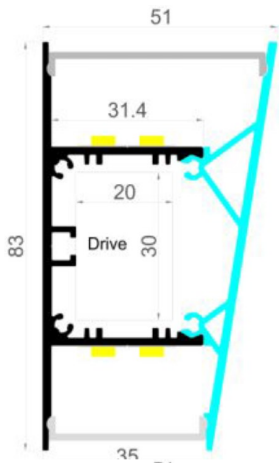
**REGARD**  
SOLUTION LED

## Profil aluminium applique


**LT - AW5-2**



### Profil aluminium:

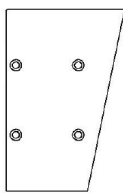


### Diffuseur PMMA:



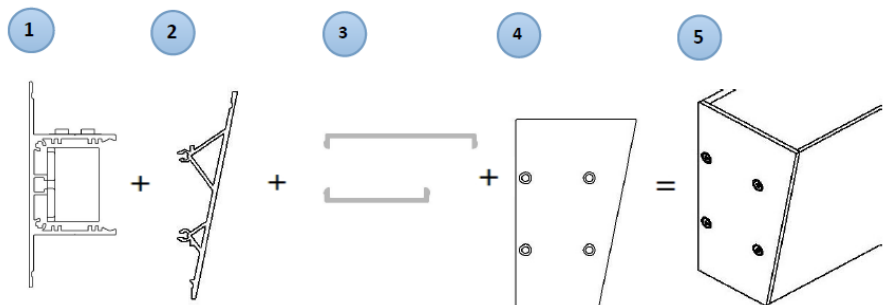
| Dimensions (mm)     | Largeur max de ruban    | Opale | Laiteux | Givré | Transparent | lentilles |
|---------------------|-------------------------|-------|---------|-------|-------------|-----------|
| 83 x 51 x 35        | 32 mm                   | ✓     |         |       |             |           |
| PMMA / PC diffuseur | Transmission de lumière | 70 %  |         |       |             |           |

### Embouts d'extrémité:



**LT-AW5-2-EXT**

### Principe d'assemblage :



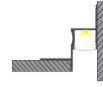


**REGARD**  
SOLUTION LED

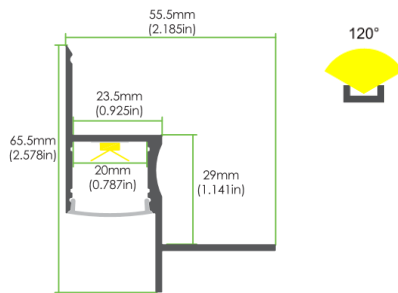
## Profils aluminium pour angle

**LT-AT7**



< 24.5 w/m



### Profil aluminium:



### Diffuseur PMMA:



| Dimensions (mm)            | Largeur max de ruban           | Opale       | Laiteux     | Givré       | Transparent | lentilles |
|----------------------------|--------------------------------|-------------|-------------|-------------|-------------|-----------|
| <b>35 x 44.6 mm</b>        | <b>20 mm</b>                   | ✓           | ✓           | ✓           | ✓           |           |
| <b>PMMA / PC diffuseur</b> | <b>Transmission de lumière</b> | <b>70 %</b> | <b>78 %</b> | <b>91 %</b> | <b>94 %</b> |           |

### Accessoires:



Embout extrémité

**LT-AT7-EXT**



# Profils aluminium nez de marche

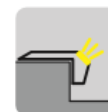


## LT-ST1

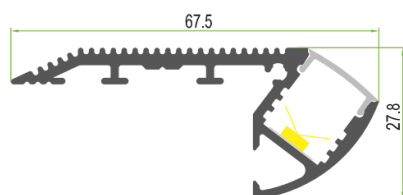


**REGARD**  
SOLUTION LED



< 19.2 w/m



### Profil aluminium:



### Diffuseur PMMA:



| Dimensions (mm)     | Largeur max de ruban    | Opale | Laiteux | Givré | Transparent | lentilles |
|---------------------|-------------------------|-------|---------|-------|-------------|-----------|
| 67.5 x 27.8 mm      | 12 mm                   | ✓     | ✓       | ✓     | ✓           |           |
| PMMA / PC diffuseur | Transmission de lumière | 52 %  | 64 %    | 81 %  | 93 %        |           |

### Accessoires:



Embout extrémité







LT-ST1-EXT



REGARD  
SOLUTION LED

# Sommaire

Profils aluminium divers + accessoires



Profils aluminium pour rubans

Ambiance

10



REGARD  
SOLUTION LED

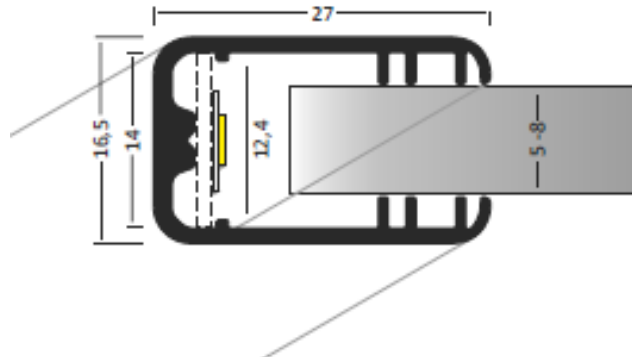
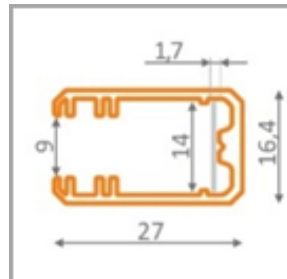

## Profil aluminium pour étagères

LT-001600

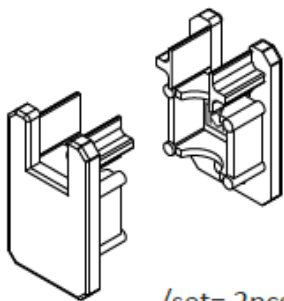
Longueurs disponibles en 1000 et 2000 mm



### Profil aluminium:

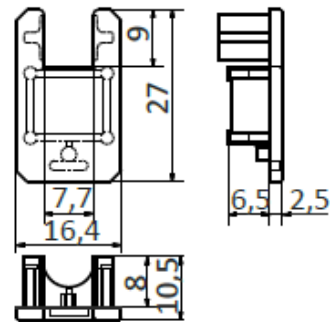


### Embouts d'extrémités

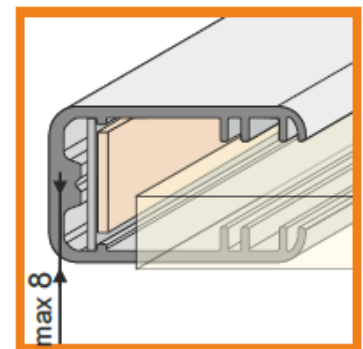
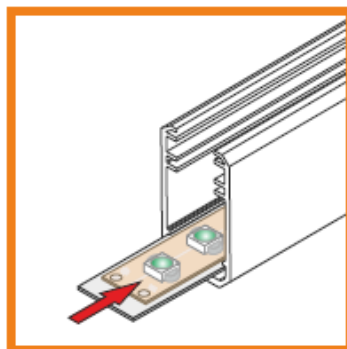
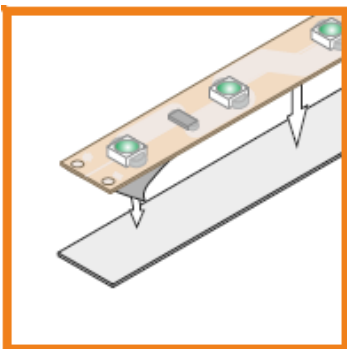


/set= 2pcs/

LT-001600-EXT



### Montage







**REGARD**  
SOLUTION LED

# Diffuseur acrylique

Ep: 4 - 5 - 6 - 8 - 10 mm

Dimensions : variables



| Code                   | LT-001601                   | LT-001602 | LT-001603 | LT-001604 | LT-001605 |
|------------------------|-----------------------------|-----------|-----------|-----------|-----------|
| Epaisseur en mm        | 4                           | 5         | 6         | 8         | 10        |
| Matériaux              | PMMA optique                |           |           |           |           |
| Uniformité             | > 90 %                      |           |           |           |           |
| Transmission lumineuse | > 92 %                      |           |           |           |           |
| Bords polis            | Oui 2 ou 4 côtés            |           |           |           |           |
| Technique gravure      | Coupe en V 3D - point laser |           |           |           |           |
| Option                 | Film réflecteur             |           |           |           |           |
| Garantie               | 2 ans                       |           |           |           |           |
| Certification          | CE - RoHS                   |           |           |           |           |











REGARD  
SOLUTION LED

# Sommaire

Profil aluminium suspendu / saillie/ mural



Profils aluminium pour rubans

Ambiance

10



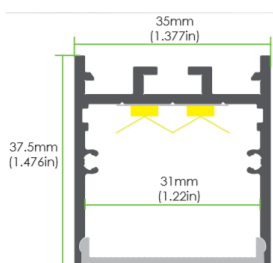
**REGARD**  
SOLUTION LED

## Profils aluminium


**LT - WN35**



### Profil aluminium:



### Diffuseur PMMA:




| Dimensions (mm)     | Largeur max de ruban    | Opale       | Laiteux     | Givré       | Transparent | lentilles |
|---------------------|-------------------------|-------------|-------------|-------------|-------------|-----------|
| <b>35 x 37.5</b>    | <b>31 mm</b>            | ✓           | ✓           | ✓           | ✓           |           |
| PMMA / PC diffuseur | Transmission de lumière | <b>70 %</b> | <b>80 %</b> | <b>85 %</b> | <b>92 %</b> |           |

### Accessoires:



Embout extrémité

**LT-WN35-EXT1**



Embout extrémité

**LT-WN35-EXT**



Clip de fixation

**LT-WN35-CLIP**



Diffuseur alu 35 mm

**LT-WN35-DIA**



Fixation murale

**LT-WN35-FM**



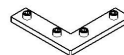
Cablette de suspension

**LT-WN35-SUS**



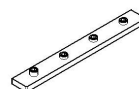
Connecteur 135°

**LT-WN35-135**



Connecteur 90°

**LT-WN35-90**



Connecteur 180°

**LT-WN35-180**





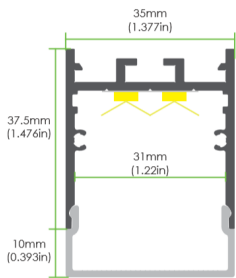
**REGARD**  
SOLUTION LED

## Profils aluminium


**LT - WU35**



### Profil aluminium:




### Diffuseur PMMA:



| Dimensions (mm)            | Largeur max de ruban           | Opale       | Laiteux | Givré | Transparent | lentilles |
|----------------------------|--------------------------------|-------------|---------|-------|-------------|-----------|
| <b>35 x 47.5</b>           | <b>31 mm</b>                   | ✓           |         |       |             |           |
| <b>PMMA / PC diffuseur</b> | <b>Transmission de lumière</b> | <b>70 %</b> |         |       |             |           |

### Accessoires:



Embout extrémité

**LT-WU35-EXT**



Clip de fixation

**LT-WU35-CLIP**



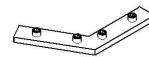
Fixation murale

**LT-WU35-FM**



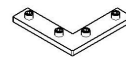
Cablette de suspension

**LT-WU35-SUS**



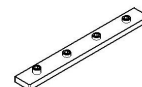
Connecteur 135°

**LT-WU35-135**



Connecteur 90°

**LT-WU35-90**



Connecteur 180°

**LT-WU35-180**



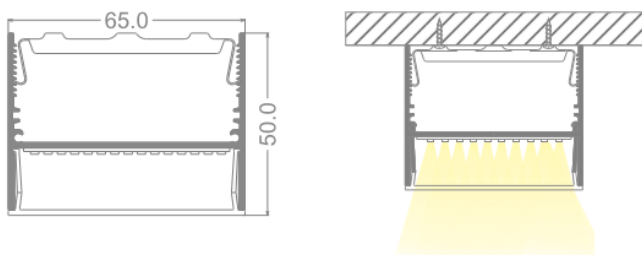
**REGARD**  
SOLUTION LED

## Profils aluminium


**LT - WN65**



### Profil aluminium:



### Diffuseur PMMA:



| Dimensions (mm)     | Largeur max de ruban    | Opale | Laiteux | Givré | Transparent | lentilles |
|---------------------|-------------------------|-------|---------|-------|-------------|-----------|
| 65 x 50 mm          | 50 mm                   |       | ✓       | ✓     | ✓           |           |
| PMMA / PC diffuseur | Transmission de lumière |       | 80 %    | 85 %  | 92 %        |           |

### Embouts d'extrémité:




LT-WN65-EXT

### Clips de fixation:



LT-WN65-CLIP





**REGARD**  
SOLUTION LED

## Profils aluminium

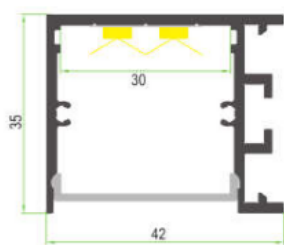
**LT-AW35**

< 38.4 w/m


Poids du profil: **1.2 kg/ml**



### Profil aluminium:



### Diffuseur PMMA:



| Dimensions (mm)     | Largeur max de ruban    | Opale | Laiteux | Givré | Transparent | lentilles |
|---------------------|-------------------------|-------|---------|-------|-------------|-----------|
| 35 x 42 mm          | 30 mm                   | ✓     | ✓       | ✓     | ✓           |           |
| PMMA / PC diffuseur | Transmission de lumière | 63 %  | 78 %    | 89 %  | 95 %        |           |

### Accessoires:



Fixation murale

**LT-AW35-CLIP**



Câblette de suspension

**LT-AW35-EXT1**

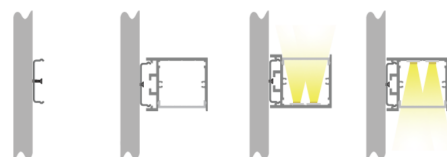


Embout extrémité

**LT-AW35-EXT2**



### Principe de pose:





**REGARD**  
SOLUTION LED

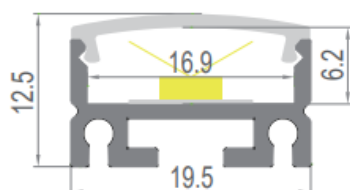
## Profils aluminium

**LT - AT11**


< 19.2 w/m



### Profil aluminium:












### Diffuseur PMMA:



| Dimensions (mm)     | Largeur max de ruban    | Opale | Laiteux | Givré | Transparent | lentilles |
|---------------------|-------------------------|-------|---------|-------|-------------|-----------|
| 19.5 X 12.5         | 15 mm                   | ✓     |         | ✓     |             |           |
| PMMA / PC diffuseur | Transmission de lumière | 68 %  |         | 83 %  |             |           |

### Accessoires:

|   |                        |
|---|------------------------|
|  | Embout extrémité       |
|   | <b>LT-AT11-EXT1</b>    |
|  | Clip de fixation       |
|   | <b>LT-AT11-CLIP</b>    |
|  | Fixation murale        |
|   | <b>LT-AT11-M</b>       |
|  | Câblette de suspension |
|   | <b>LT-AT11-SUS</b>     |

|   |                     |
|---|---------------------|
|  | Connecteur 90° - A  |
|   | <b>LT-AT11-90A</b>  |
|  | Connecteur 90° - B  |
|   | <b>LT-AT11-90B</b>  |
|  | Connecteur 120°-A   |
|   | <b>LT-AT11-120A</b> |
|  | Connecteur 120°-B   |
|   | <b>LT-AT11-120B</b> |
|   | Connecteur 180°     |
|   | <b>LT-AT11-180</b>  |



REGARD  
SOLUTION LED

## Profils aluminium

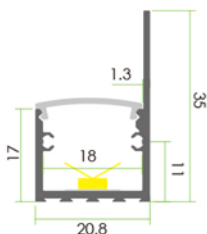
### LT-AT13

< 19.2 w/m

Poids du profil: **0.7 kg/ml**



#### Profil aluminium:



#### Diffuseur PMMA:



| Dimensions (mm)     | Largeur max de ruban    | Opale | Laiteux | Givré | Transparent | lentilles |
|---------------------|-------------------------|-------|---------|-------|-------------|-----------|
| 20.8 x 35 mm        | 18 mm                   | ✓     | ✓       | ✓     | ✓           |           |
| PMMA / PC diffuseur | Transmission de lumière | 52 %  | 64 %    | 81 %  | 93 %        |           |

#### Accessoires:



Embout extrémité







LT-AT13-EXT



REGARD  
SOLUTION LED

# Sommaire

Profil aluminium suspendu Up & Down



Ambiance

10



**REGARD**  
SOLUTION LED

## Profils aluminium


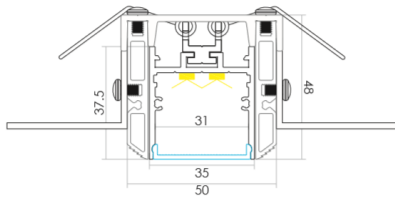
### LT-TR35/TR50/TR60/TR80

Ruban < 38.4 w/m


Poids/ml : 0.62 kg



#### Profil aluminium:




#### Diffuseur PMMA:




| Dimensions (mm)     | Largeur max de ruban    | Opale | Laiteux | Givré | Transparent | lentilles |
|---------------------|-------------------------|-------|---------|-------|-------------|-----------|
| 50 x 48 mm          | 31 mm                   | ✓     | ✓       | ✓     | ✓           |           |
| PMMA / PC diffuseur | Transmission de lumière | 63 %  | 78 %    | 89 %  | 95 %        |           |

#### Embouts d'extrémité:

#### Accessoires:



|                   |
|-------------------|
| Profil            |
| LT-TR             |
| Entretoises 35 mm |
| LT-TR35-EN        |
| Entretoises 50 mm |
| LT-TR50-EN        |
| Entretoises 650mm |
| LT-TR65-EN        |
| Entretoises 80 mm |
| LT-TR95-EN        |



|                          |
|--------------------------|
| Embout extrémité         |
| LT-WN35-EXT              |
| Embout extrémité 35 mm   |
| LT-TR35-EXT              |
| Cornière en L            |
| LT-TR-COR                |
| Ressort de maintien      |
| LT-TR-RES                |
| Difuseur aluminium 35 mm |
| LT-TR35-DIA              |



REGARD  
SOLUTION LED

## Profils aluminium

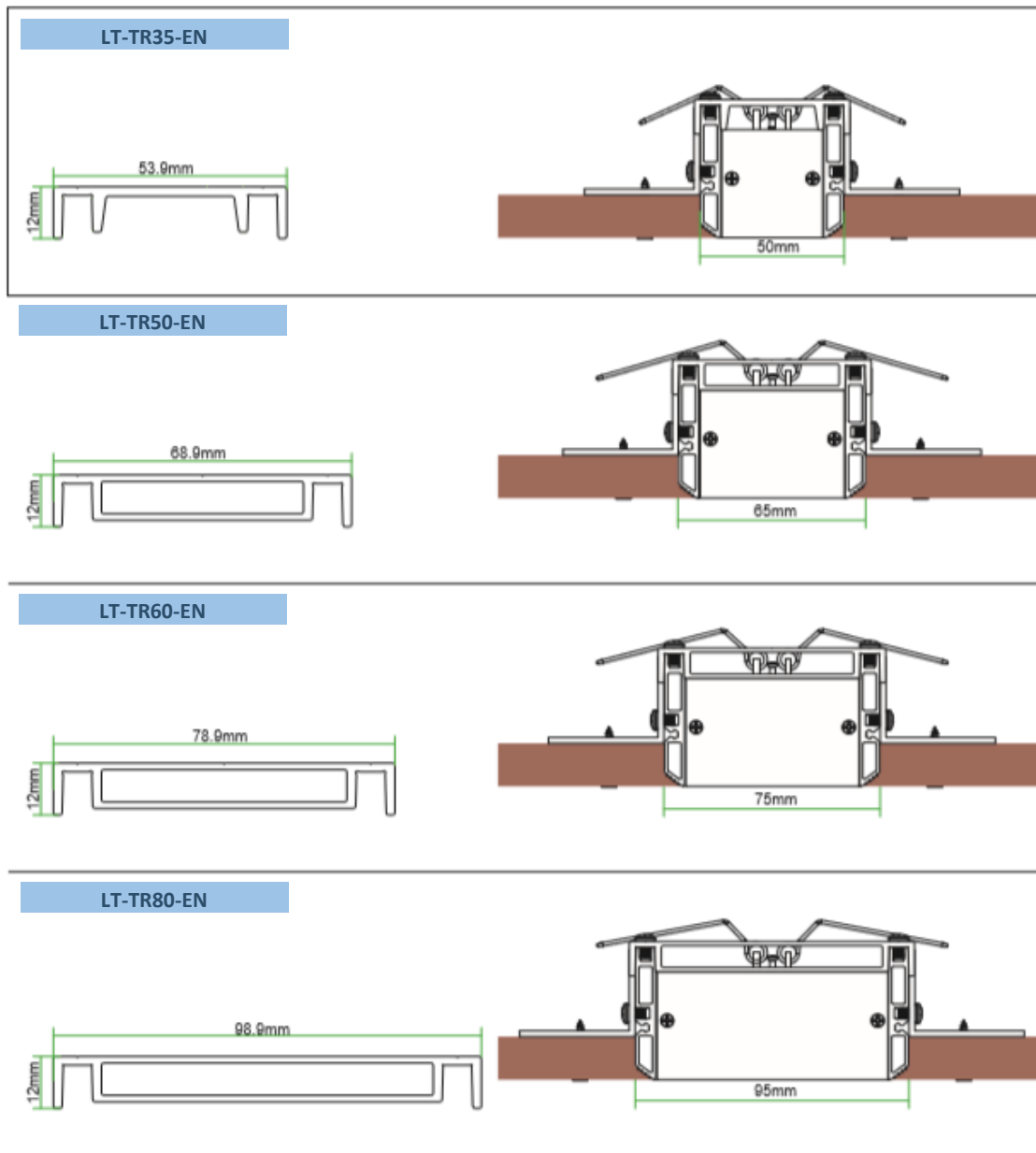
**LT-TR35/TR50/TR60/TR80**

Ruban < 38.4 w/m

Poids/ml : 0.62 kg



1 system = 4 dimensions possible:







REGARD  
SOLUTION LED

## Profils aluminium

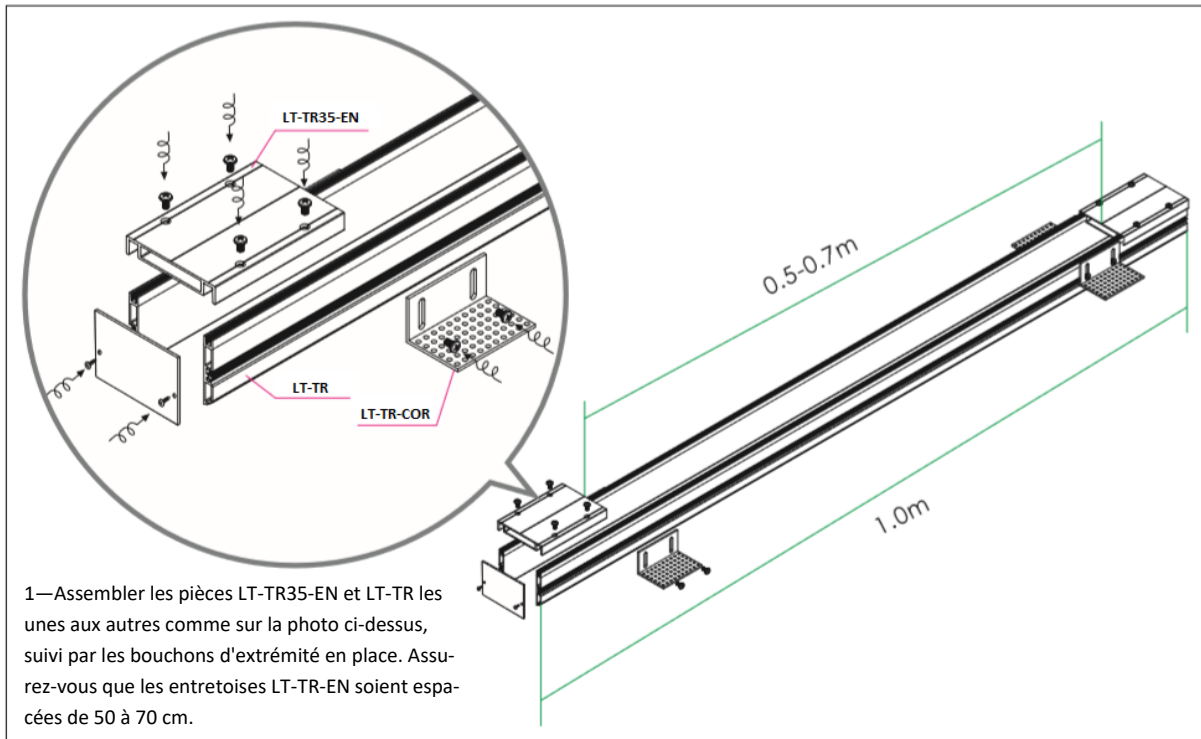
LT-TR35/TR50/TR60/TR80

Ruban < 38.4 w/m

Poids/ml : 0.62 kg

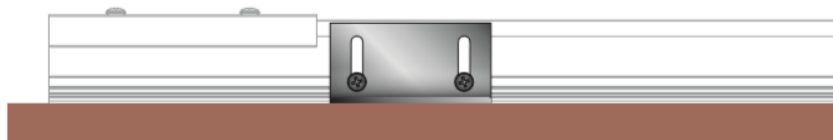


### Principe d'assemblage



2—Ajuster et installer les supports en L en fonction de l'épaisseur du panneau de plafond.

Epaisseur de faux plafond max = 16 mm



Epaisseur de faux plafond mini = 0 mm





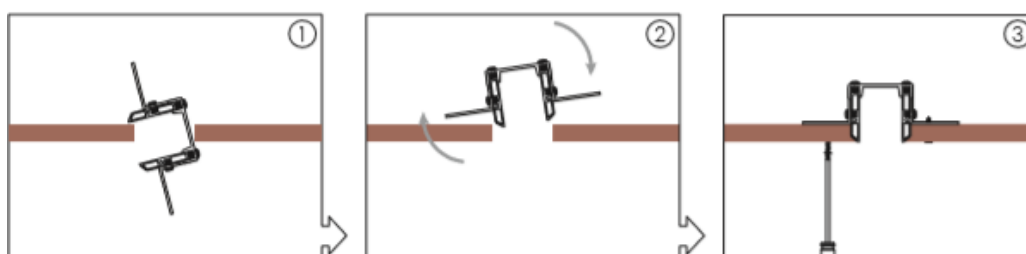
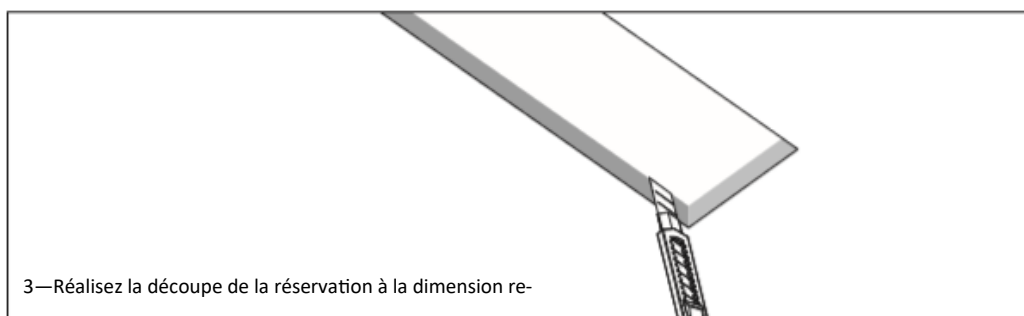
REGARD  
SOLUTION LED

## Profils aluminium

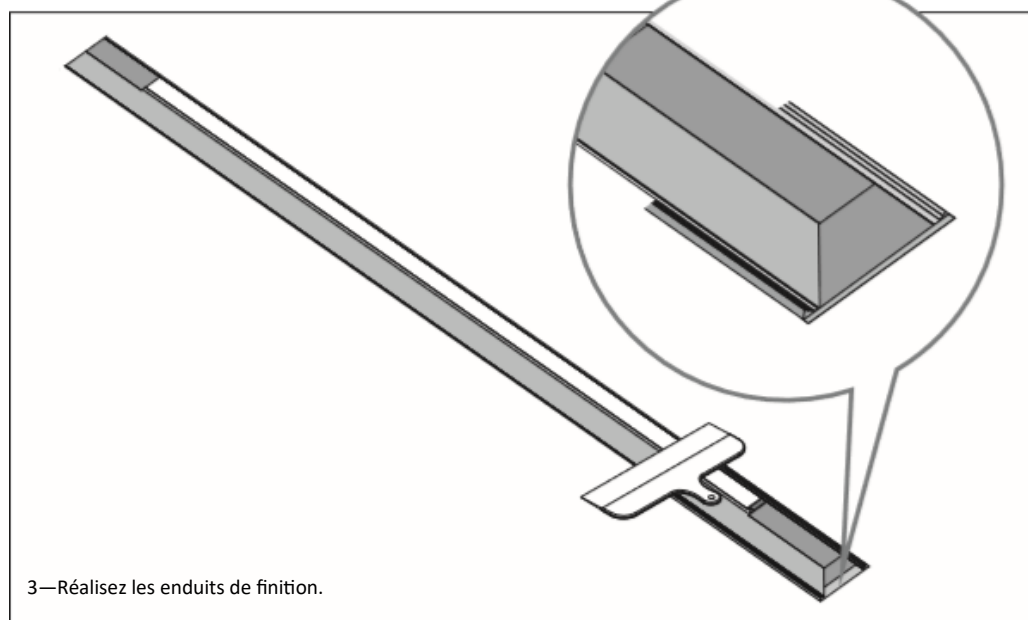
LT-TR35/TR50/TR60/TR80

Ruban < 38.4 w/m

Poids/ml : 0.62 kg



4—Insérez le profilé latéralement dans le trou de découpe, puis faites-le pivoter jusqu'à ce qu'il repose à plat sur le panneau de plafond. Fixez avec des vis de la face inférieure du panneau de plafond (surface du plafond).





REGARD  
SOLUTION LED

## Profils aluminium


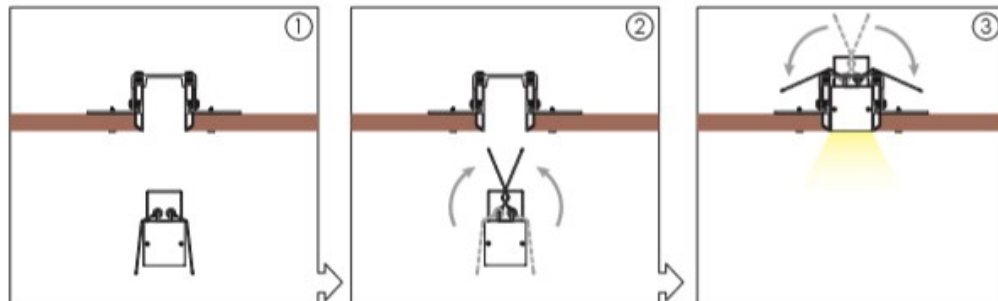
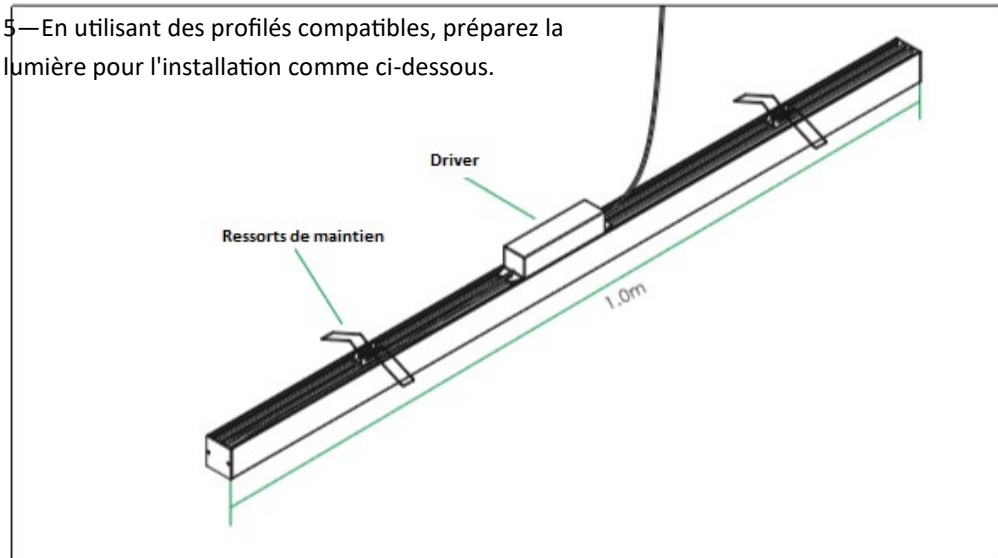
LT-TR35/TR50/TR60/TR80

Ruban < 38.4 w/m

Poids/ml : 0.62 kg



5—En utilisant des profilés compatibles, préparez la lumière pour l'installation comme ci-dessous.



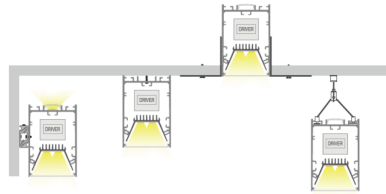


**REGARD**  
SOLUTION LED

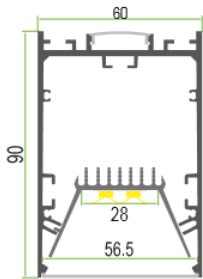
## Profils aluminium





### LT - P60



#### Profil aluminium:




#### Diffuseur PMMA:



| Dimensions (mm)     | Largeur max de ruban    | Opale | Laiteux | Givré | Transparent | UGR < 19 |
|---------------------|-------------------------|-------|---------|-------|-------------|----------|
| 90 x 60 mm          | 26 mm + 12 mm           | ✓     | ✓       | ✓     | ✓           | ✓        |
| PMMA / PC diffuseur | Transmission de lumière | 70 %  | 80 %    | 85 %  | 92 %        |          |

#### Embouts d'extrémité:



#### LT-P60-EXT

#### Clips de fixation:



LT-P60-CLIP-SA



LT-P60-90



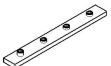
LT-P60-CAB



LT-P60-135




LT-WN35-CLIP-SUS



LT-P60-180

#### Principe d'assemblage :





REGARD  
SOLUTION LED

## Profils aluminium

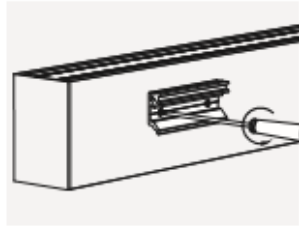
LT - P60



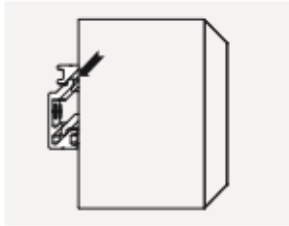
### WALL CLIPS Installing Instructions



1. Fixing the clip 1 on the wall



2. Screwing clip 2 on the side of profile

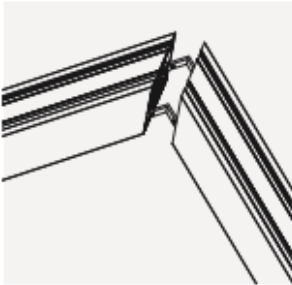


3. Joining 2 clips together

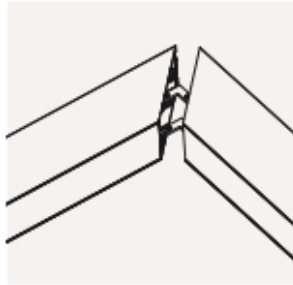


4. Screw down the clips fairly tightly.

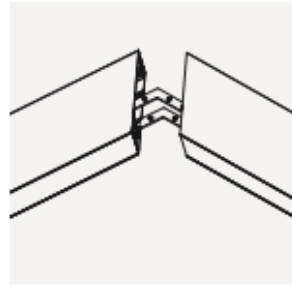
### Applicable joiners



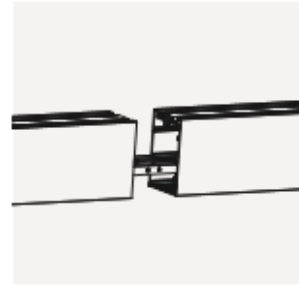
90°B



90°A




120°



180°A

### Other installation & connection ways.





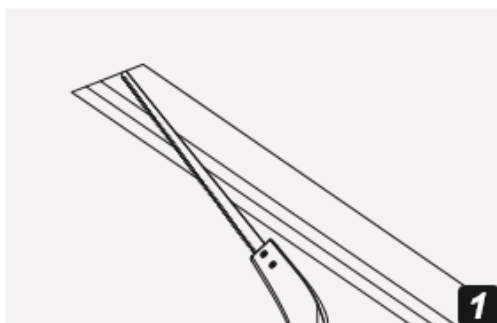
REGARD  
SOLUTION LED

## Profils aluminium

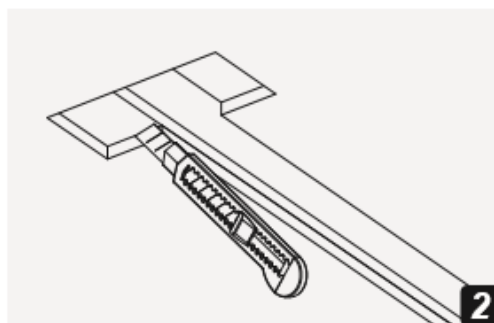
LT - P60



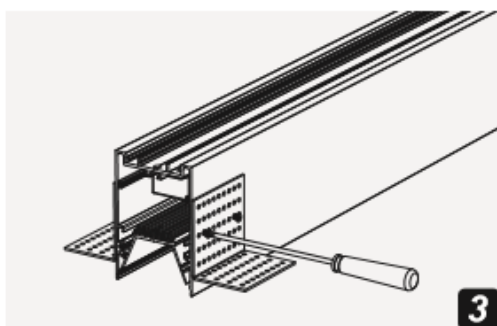
### L CLIPS Installing Instructions



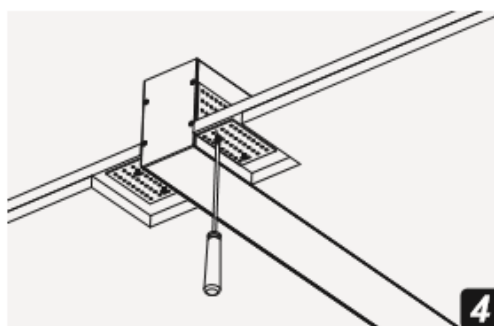
1. Dig a place on ceiling to put profile in.



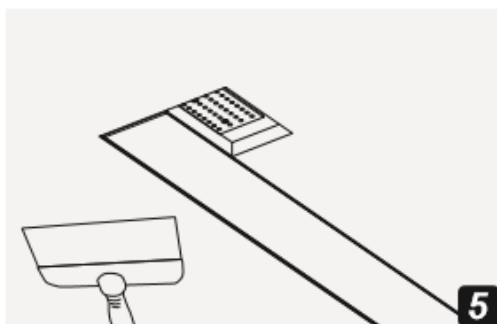
2. Cut down a small part of ceiling board for L bracket.



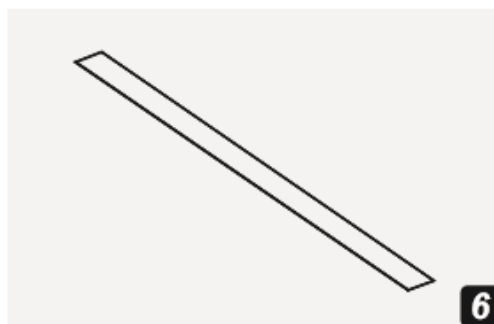
3. Perforate on the L bracket.



4. Fasten the L bracket with suitable screws.



5. Cement the ceiling surface around the profile, Keep the surface be flat and neat.



6. Installation is complete successfully



# Profils aluminium pour angle



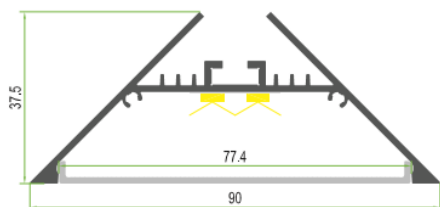
## LT-W91

**REGARD**  
SOLUTION LED


< 38.4 w/m



### Profil aluminium:



### Diffuseur PMMA:



| Dimensions (mm)     | Largeur max de ruban    | Opale | Laiteux | Givré | Transparent | lentilles |
|---------------------|-------------------------|-------|---------|-------|-------------|-----------|
| 90 x 37.5 mm        | 40 mm                   | ✓     | ✓       | ✓     | ✓           |           |
| PMMA / PC diffuseur | Transmission de lumière | 63 %  | 80 %    | 89 %  | 95 %        |           |

### Accessoires:



Cablette de suspension

LT-W91-SUS



Connecteur 135°

LT-W91-135



Connecteur 90°

LT-W91-90



Connecteur 180°

LT-W91-180



Embout extrémité

LT-W91-EXT

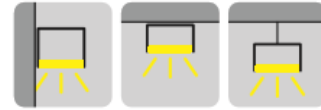


# Profils aluminium



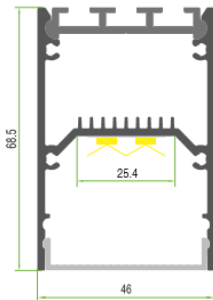
**REGARD**  
SOLUTION LED

< 38.4 w/m




**LT-P46**

## Profil aluminium:



## Diffuseur PMMA:



| Dimensions (mm)     | Largeur max de ruban    | Opale | Laiteux | Givré | Transparent | lentilles |
|---------------------|-------------------------|-------|---------|-------|-------------|-----------|
| 46 x 68.5 mm        | 25.4 mm                 | ✓     | ✓       | ✓     | ✓           |           |
| PMMA / PC diffuseur | Transmission de lumière | 67 %  | 79 %    | 93 %  | 95 %        |           |

## Accessoires:



Cablette de suspension

**LT-P46-135**



Connecteur 90°

**LT-P46-90**



Connecteur 90° vertical

**LT-P46-90V**



Connecteur 180°

**LT-P46-180**



Fixation murale

**LT-W91-MUR**



Câblette de suspension

**LT-P46-SUS**



Embout extrémité

**LT-P46-EXT**




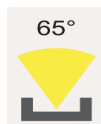


**REGARD**  
SOLUTION LED

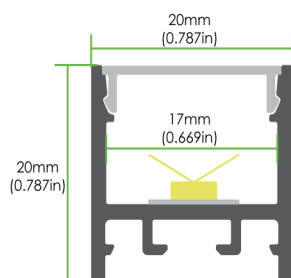
## Profils aluminium

**LT-US20**


< 19.2 w/m



### Profil aluminium:



### Diffuseur PMMA:



| Dimensions (mm)     | Largeur max de ruban    | Opale | Laiteux | Givré | Transparent | lentilles |
|---------------------|-------------------------|-------|---------|-------|-------------|-----------|
| 20 x 20 mm          | 17 mm                   | ✓     |         | ✓     | ✓           |           |
| PMMA / PC diffuseur | Transmission de lumière | 52 %  |         | 80 %  | 95 %        |           |

### Accessoires:



Embout extrémité (plastique)

**LT-US20-EXT**




Clip en métal

**LT-US20-CLIP**



Kit de suspension

**LT-US20-SUS**





# Profils aluminium



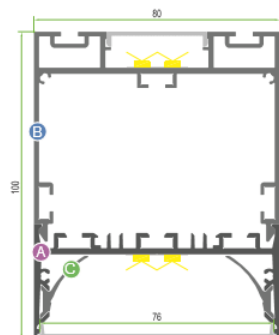
## LT-EH80

**REGARD**  
SOLUTION LED


< 57.6 w/m



### Profil aluminium:



### Diffuseur PMMA:



| Dimensions (mm)     | Largeur max de ruban    | Opale | Laiteux | Givré | Transparent | lentilles |
|---------------------|-------------------------|-------|---------|-------|-------------|-----------|
| 80 x 100 mm         | 31 mm                   | ✓     | ✓       | ✓     | ✓           |           |
| 80 x 100 mm         | 76 mm                   | ✓     | ✓       | ✓     | ✓           |           |
| PMMA / PC diffuseur | Transmission de lumière | 63 %  | 88 %    | 92 %  | 95 %        |           |

### Accessoires:



|                        |
|------------------------|
| Profil A               |
| <b>LT-EH80-135-A</b>   |
| Profil B               |
| <b>LT-EH80-135-B</b>   |
| Profil C               |
| <b>LT-EH80-C</b>       |
| Fixation murale        |
| <b>LT-EH80-MUR</b>     |
| Câblette de suspension |
| <b>LT-EH80-SUS</b>     |



|                         |
|-------------------------|
| Connecteur 90°          |
| <b>LT-EH80-120</b>      |
| Connecteur 90°          |
| <b>LT-EH80-90</b>       |
| Connecteur 90°          |
| <b>LT-EH80-90V</b>      |
| Connecteur 90° vertical |
| <b>LT-EH80-180-A</b>    |
| Connecteur 180°         |
| <b>LT-EH80-180-B</b>    |
| Embout extrémité        |
| <b>LT-EH80-EXT</b>      |



**REGARD**  
SOLUTION LED

## Profils aluminium



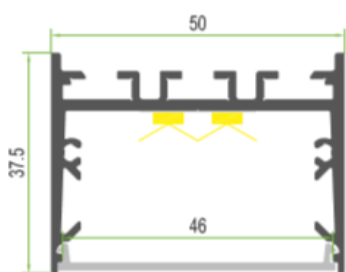
**LT-E50**

Ruban < 57.6 w/m


Poids/ml : 0.9 kg



### Profil aluminium:




### Diffuseur PMMA:



| Dimensions (mm)     | Largeur max de ruban    | Opale | Laiteux | Givré | Transparent | lentilles |
|---------------------|-------------------------|-------|---------|-------|-------------|-----------|
| 50 x 37.5 mm        | 46 mm                   | ✓     | ✓       | ✓     | ✓           |           |
| PMMA / PC diffuseur | Transmission de lumière | 67 %  | 80 %    | 90 %  | 96 %        |           |

### Accessoires:



Profil + difuseur

**LT-E50**



Clips fixation

**LT-E50-CLIP**



Câblette de suspension

**LT-E50-SUS**



Fixation murale

**LT-E50-MUR**



Embout extrémité

**LT-E50-EXT**



Connecteur 90°

**LT-E50-120**



Connecteur 90°

**LT-E50-90**



Connecteur 90°

**LT-E50-90V**



Connecteur 90° vertical

**LT-E50-180-A**



Connecteur 180°

**LT-E50-180-B**



# Profils aluminium



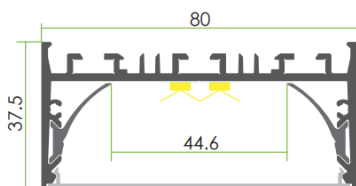
**REGARD**  
SOLUTION LED

## LT-E80


Ruban < 57.6 w/m



### Profil aluminium:



### Diffuseur PMMA:



| Dimensions (mm)     | Largeur max de ruban    | Opale | Laiteux | Givré | Transparent | lentilles |
|---------------------|-------------------------|-------|---------|-------|-------------|-----------|
| 80 x 37.5 mm        | 44.6 mm                 | ✓     | ✓       |       |             |           |
| PMMA / PC diffuseur | Transmission de lumière | 63 %  | 88 %    |       |             |           |

### Accessoires:



|                        |              |
|------------------------|--------------|
| Profil + diffuseur     | LT-E80       |
| Clips fixation         | LT-E80-CLIP  |
| Câblette de suspension | LT-E80-SUS   |
| Fixation murale        | LT-E80-MUR   |
| Embout extrémité       | LT-E80-EXT-N |



|                         |              |
|-------------------------|--------------|
| Connecteur 90°          | LT-E80-120   |
| Connecteur 90°          | LT-E80-90    |
| Connecteur 90°          | LT-E80-90V   |
| Connecteur 90° vertical | LT-E80-180-A |
| Connecteur 180°         | LT-E80-180-B |



**REGARD**  
SOLUTION LED

## Profils aluminium

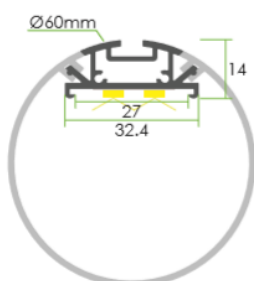
**LT-R60**

Ruban < 28.8 w/m


Poids/ml : 1.3 kg



### Profil aluminium:



### Diffuseur PMMA:



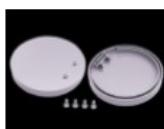
| Dimensions (mm)     | Largeur max de ruban    | Opale | Laiteux | Givré | Transparent | lentilles |
|---------------------|-------------------------|-------|---------|-------|-------------|-----------|
| Ø 60 mm             | 27 mm                   | ✓     |         | ✓     |             |           |
| PMMA / PC diffuseur | Transmission de lumière | 45 %  |         | 53 %  |             |           |

### Accessoires:



Profil

**LT-R60**



Embout extrémité

**LT-R60-EXT**



Câblette de suspension

**LT-R60-SUS**



**REGARD**  
SOLUTION LED

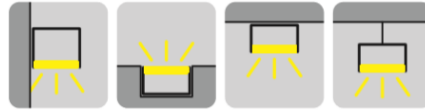
## Profils aluminium



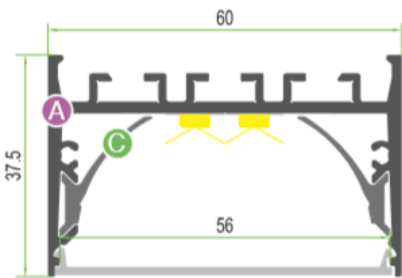
### LT-E60

Ruban < 57.6 w/m


Poids/ml : 1.3 kg



#### Profil aluminium:



#### Diffuseur PMMA:



| Dimensions (mm)     | Largeur max de ruban    | Opale | Laiteux | Givré | Transparent | lentilles |
|---------------------|-------------------------|-------|---------|-------|-------------|-----------|
| 60 x 37.5 mm        | 56 mm (sans pièce C)    | ✓     | ✓       | ✓     | ✓           |           |
| PMMA / PC diffuseur | Transmission de lumière | 69 %  | 80 %    | 92 %  | 96 %        |           |

#### Accessoires:



|                        |             |
|------------------------|-------------|
| Profil A               | LT-E60-A    |
| Profil C               | LT-E60-C    |
| Clips fixation         | LT-E60-CLIP |
| Câblette de suspension | LT-E60-SUS  |
| Fixation murale        | LT-E60-MUR  |



|                         |              |
|-------------------------|--------------|
| Connecteur 90°          | LT-E60-120   |
| Connecteur 90°          | LT-E60-90    |
| Connecteur 90°          | LT-E60-90V   |
| Connecteur 90° vertical | LT-E60-180-A |
| Connecteur 180°         | LT-E60-180-B |
| Embout extrémité        | LT-E60-EXT   |



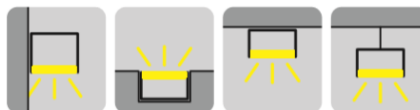
**REGARD**  
SOLUTION LED

## Profils aluminium

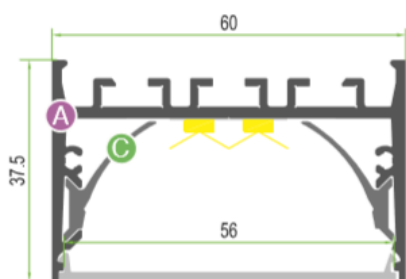
### LT-E60

Ruban < 57.6 w/m


Poids/ml : 1.3 kg



#### Profil aluminium:



#### Diffuseur PMMA:



| Dimensions (mm)     | Largeur max de ruban    | Opale | Laiteux | Givré | Transparent | lentilles |
|---------------------|-------------------------|-------|---------|-------|-------------|-----------|
| 60 x 37.5 mm        | 56 mm (sans pièce C)    | ✓     | ✓       | ✓     | ✓           |           |
| PMMA / PC diffuseur | Transmission de lumière | 69 %  | 80 %    | 92 %  | 96 %        |           |

#### Accessoires:



|                        |             |
|------------------------|-------------|
| Profil A               | LT-E60-A    |
| Profil C               | LT-E60-C    |
| Clips fixation         | LT-E60-CLIP |
| Câblette de suspension | LT-E60-SUS  |
| Fixation murale        | LT-E60-MUR  |



|                         |              |
|-------------------------|--------------|
| Connecteur 90°          | LT-E60-120   |
| Connecteur 90°          | LT-E60-90    |
| Connecteur 90°          | LT-E60-90V   |
| Connecteur 90° vertical | LT-E60-180-A |
| Connecteur 180°         | LT-E60-180-B |
| Embout extrémité        | LT-E60-EXT   |



**REGARD**  
SOLUTION LED

## Profils aluminium

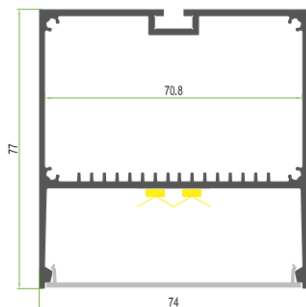
**LT-P74**

< 57.6 w/m


Poids du profil: **1.7 kg/ml**



### Profil aluminium:



### Diffuseur PMMA:



| Dimensions (mm)     | Largeur max de ruban    | Opale | Laiteux | Givré | Transparent | lentilles |
|---------------------|-------------------------|-------|---------|-------|-------------|-----------|
| <b>77 x 74 mm</b>   | <b>70.8 mm</b>          | ✓     | ✓       | ✓     | ✓           |           |
| PMMA / PC diffuseur | Transmission de lumière | 55 %  | 70 %    | 88 %  | 93 %        |           |

### Accessoires:



Fixation murale

**LT-P74-MUR**



Câblette de suspension

**LT-P74-SUS**



Embout extrémité

**LT-P74-EXT**





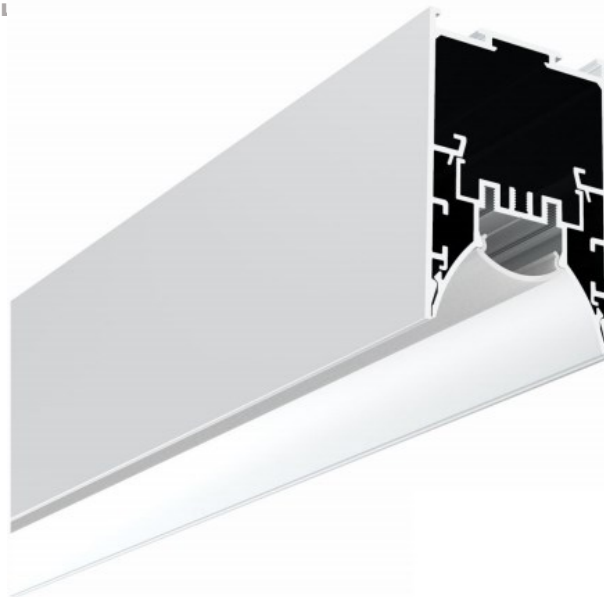
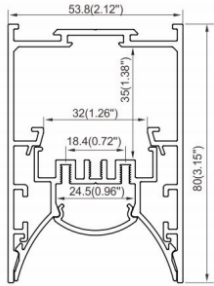
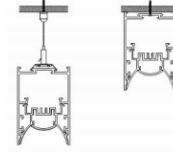
**REGARD**  
SOLUTION LEI

# Profil Anti-Eblouissement

**LT-004040**



Profil aluminium:



**LT-004040-EXT**



Extrémité

**LT-004040-CAB**



Câblette

Accessoires:

**LT-004040-CLIPEX**



Clip externe

**LT-004040-CLIPIN**



Clip interne



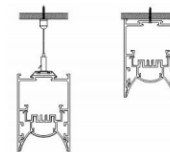
# Profil Anti-Eblouissement



## LT-004040


REGARD  
SOLUTION LED

Déclinaisons:



### LT-004040-LPC


Diffuseur transparent / opale



### LT-004040-LPM


Diffuseur prismatique

UGR < 19



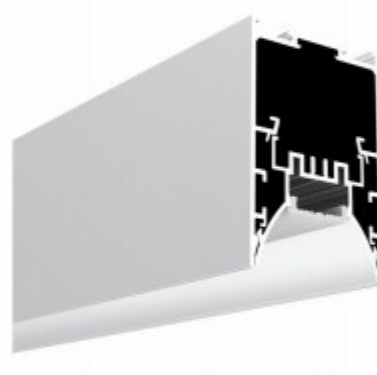
### LT-004040-40

Lentille 40°




### LT-004040-60

Lentille 60°




### LT-004040-LSY

Lentille symétrique



### LT-004040-LWW

Lentille Wall Washer

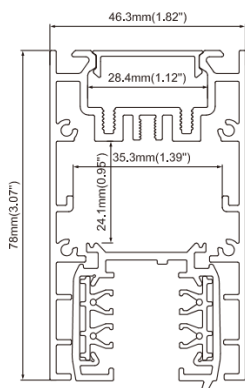




**REGARD**


SOLUTION LED

Dimensions:



aluminium UP + 3P+N

**LT-LP4678TK**



| Dimensions (mm)     | Largeur max de ruban    | Opale       | Laiteux | Givré | Transparent | lentilles |
|---------------------|-------------------------|-------------|---------|-------|-------------|-----------|
| <b>46.3 x 78 mm</b> | <b>12 mm</b>            | ✓           |         |       |             |           |
| PMMA / PC diffuseur | Transmission de lumière | <b>52 %</b> |         |       |             |           |

Accessoires:

|  |   |
|--|---|
|  | Bouchon extrémité<br><b>LT-LP4678TK-EXT</b>     |
|  | Clip suspension inox<br><b>LT-LP4678TK-CEXT</b> |
|  | Rail 3P+N<br><b>LT-LP4678TK-3P+N</b>            |
|  | Câblette suspension<br><b>LT-LP4678TK-SUS</b>   |
|  | Clip rail 3P+N<br><b>LT-LP4678TK-CINT</b>       |







|  |   |
|--|---|
|  | Connecteur 180°<br><b>LT-LP4678TK-180</b> |
|  | Connecteur L<br><b>LT-LP4678TK-L</b>      |
|  | Connecteur T<br><b>LT-LP4678TK-T</b>      |
|  | Connecteur +<br><b>LT-LP4678TK-+</b>      |
|  | Module led<br><b>LT-LP4678TK-28</b>       |



REGARD  
SOLUTION LED

# Sommaire

Profil aluminium circulaire



Profils aluminium pour rubans

Ambiance

10

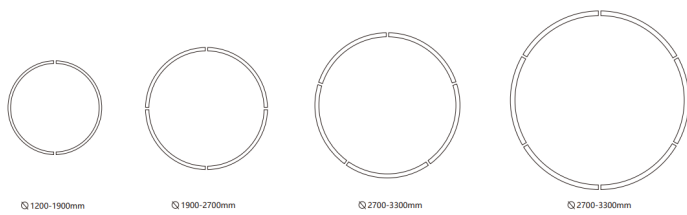
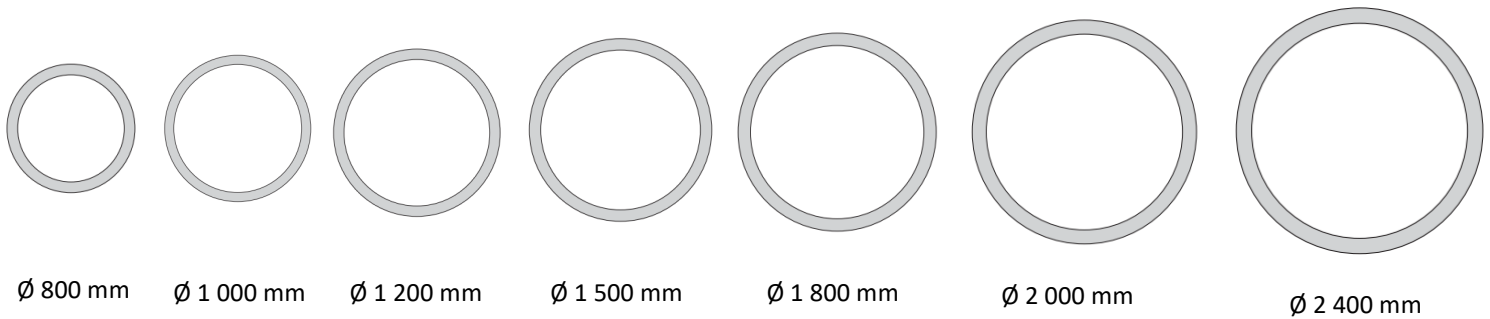
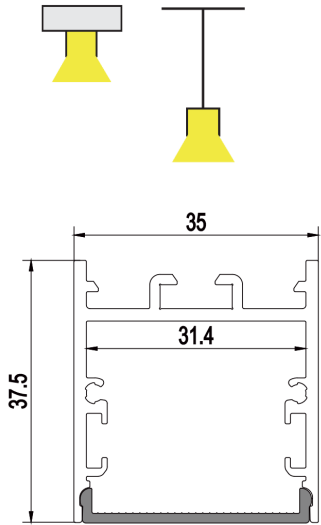


# Profil Circulaire



## LT-C35

**REGARD**  
SOLUTION LED



| Diameter range / mm | Below 1200 | 1200-1900 | 1900-2700 | 2700-3300 | 3400-3900 | 3910-4900 | 4950-5100 |
|---------------------|------------|-----------|-----------|-----------|-----------|-----------|-----------|
| Connecting /Numbers | 1          | 2         | 4         | 5         | 6         | 7         | 8         |

